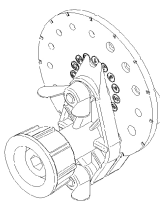





TS5.6M.B50M12

 <p>N° 6</p>	 <p>1,2 Kg/cm²</p>	 <p>1,5 Kg/cm²</p>	 <p>2 Kg/cm²</p>
---	--	---	--

A	l/h	l/h	l/h
1	240	300	330
2	300	360	405
3	420	480	540
4	585	630	690
5	720	780	840
6	855	930	1020
7	1125	1200	1320
8	1380	1485	1650
9	1680	1830	1995
10	1890	2085	2370
11	2280	2550	2910
12	2940	3240	3660
13	4080	4440	4800
14	4860	5340	6540
15	5520	6300	7440