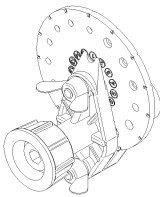










TCI.2M4C.55P12

TCI.2M4C.55S12

TCI.2M4C.55T12

	 	 	 	 
N° 4	1 Kg/cm²	1,5 Kg/cm²	2 Kg/cm²	2,5 Kg/cm²

A	B	l/h	l/h	l/h	l/h
1	1	160	180	200	220
2	2	200	240	260	280
3	3	260	320	360	400
4	4	340	420	460	500
5	5	420	500	560	600
6	6	520	600	660	700
7	7	680	800	880	940
8	8	840	980	1080	1160
9	9	1000	1180	1280	1400
10	10	1100	1350	1520	1650
11	11	1300	1570	1780	1940
12	12	1580	1900	2160	2360
13	13	2140	2400	2800	3140
14	14	2380	2720	3200	3600
15	15	2500	2940	3500	3920