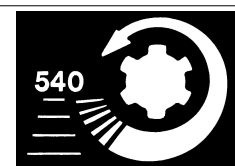

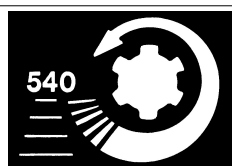
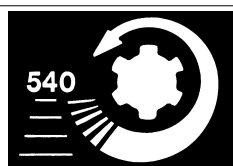


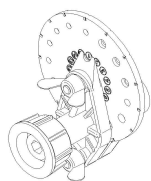
**T.GCMV4.55T.13**

**T.GCMV4.55P.13**

**GIRI PRESA DI FORZA - PTO RPM**



**PRESSIONE DI LAVORO - WORKING PRESSURE**



**DISCO - DISK**



**1 kg/cm<sup>2</sup>**



**1,5 kg/cm<sup>2</sup>**



**2 kg/cm<sup>2</sup>**



**2,5 kg/cm<sup>2</sup>**

DISCO - DISK				1 kg/cm <sup>2</sup>	1,5 kg/cm <sup>2</sup>	2 kg/cm <sup>2</sup>	2,5 kg/cm <sup>2</sup>
A	B	C	D	[l/h]	[l/h]	[l/h]	[l/h]
1	1	-	-	192	264	312	360
2	2	-	-	264	336	408	480
3	3	-	-	360	504	600	696
4	4	-	-	480	660	768	876
5	5	-	-	624	840	996	1.104
6	6	-	-	720	996	1.188	1.332
7	7	-	-	1.020	1.368	1.644	1.800
8	8	-	-	1.212	1.668	2.016	2.232
9	9	-	-	1.428	2.040	2.496	2.880
10	10	-	-	1.584	2.208	2.688	3.072
11	11	-	-	1.824	2.556	3.048	3.408
12	12	-	-	2.220	2.988	3.588	-
13	13	-	-	2.748	3.600	4.368	-
14	14	-	-	2.868	3.840	4.572	-
15	15	-	-	2.976	3.984	4.608	-