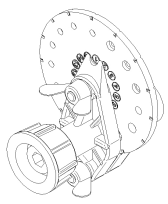










T.40L4+4.55T.12
T.40L4+3.55T.12
T.40L3+3.55T.12

	 	 	 	 
N° 8	1 Kg/cm²	1,5 Kg/cm²	2 Kg/cm²	2,5 Kg/cm²

A	B	l/h	l/h	l/h	l/h
1	1	290	360	400	440
2	2	390	440	470	520
3	3	500	560	600	660
4	4	620	760	840	920
5	5	780	880	1000	1080
6	6	880	1040	1160	1280
7	7	1220	1480	1640	1780
8	8	1400	1780	2000	2180
9	9	1780	2160	2420	2620
10	10	1940	2320	2500	2800
11	11	2100	2500	2900	3300
12	12	2520	3140	3540	4080
13	13	3140	4100	4640	5540
14	14	3440	4460	5300	5800
15	15	3760	4740	5640	6040