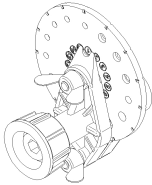






T.20L3.50P.M12

				
N° 4	1 Kg/cm²	1,5 Kg/cm²	2 Kg/cm²	2,5 Kg/cm²

<u>A</u>	<u>l/h</u>	<u>l/h</u>	<u>l/h</u>	<u>l/h</u>
1	150	180	210	240
2	190	230	270	310
3	260	320	360	400
4	340	400	460	500
5	440	520	580	640
6	520	620	680	760
7	700	840	920	1000
8	840	1020	1100	1200
9	940	1120	1280	1420
10	1000	1200	1400	1600
11	1100	1420	1640	1840
12	1380	1760	2000	2280
13	1780	2200	2540	2860
14	1840	2400	2800	3100
15	1980	2520	2920	3220