


- T.GC.045.55.12
- T.GC.090.55.12
- T.GC.180.55.12
- T.GC.180.55P.12
- T.GC.P06.55.12
- T.GC.045.55.01
- T.GC.55P.12
- T.GC.55T.12
- T.GC.55S.12


Cima Spray Head Calibration Chart

How to Calibrate CIMA Atomizer Sprayer

1. "ER" Effective Range – Width in feet of Row spacing multiplied by the number of rows being sprayed.



2. "M.P.H." - "M.P.H." - Check your actual tractor MPH. on the terra in you are spraying on. Set the tractor throttle at 540 RPM PTO speed and select a tractor gear comfortable for spraying. Measure the distance traveled in 1 minute, divide by 88 will equal M.P.H.



3. G.P.A. The venturi style atomizer on a Cima sprayer provides more droplets for better coverage using less water at a higher concentration. For a typical application the Cima sprayer will use approximately 35 gallons of water per acre, compared to 100 gallons of water per acre for a conventional sprayer.



4. FORMULA Answer in G.P.H. (Gallons per Hour)

example:

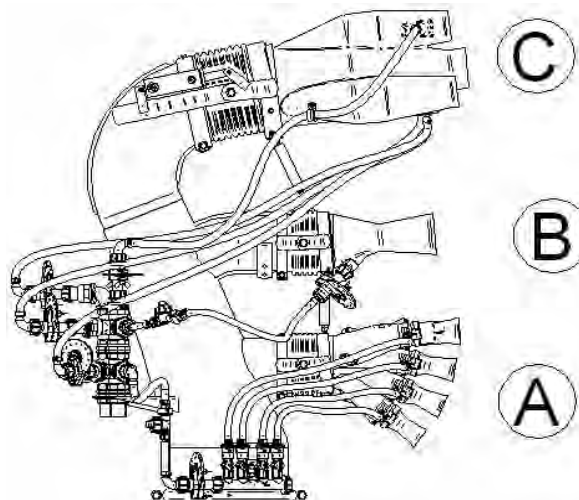
$$\left(\frac{40 \text{ GPA} \times 3.0 \text{ MPH} \times 50 \text{ ER} \times 60}{500} \right) = 720 \text{ Gallons Per Hour}$$

$$\left(\frac{\text{GPA} \times \text{MPH} \times \text{ER} \times 60}{500} \right) = \boxed{}$$

5. SPRAYHEAD CHART Find the GPH below which most closely matched the number you determined in the formula on the opposite page. Set the pressure gauge and the yellow metering disc accordingly

CHART

DISC	1.2 Ba	1.5 Bar	2.0 Bar
1	18	21	23
2	28	31	34
5	58	64	69
6	64	72	77
7	98	108	116
8	128	137	145
9	145	160	173



T.GC.045.55.12
T.GC.090.55.12
T.GC.180.55.12
T.GC.180.55P.12
T.GC.P06.55.12
T.GC.045.55.01


N° 6	1.0 Bar	1.5 Bar	2.0 Bar	2.5 Bar

	gph				gph				gph				gph			
	A	B	C	Tot.	A	B	C	Tot.	A	B	C	Tot.	A	B	C	Tot.
1	13	13	39	66	14	14	170	74	16	16	200	84	18	17	57	92
2	16	16	50	82	17	17	55	90	18	18	61	98	21	19	68	110
3	21	18	63	103	24	21	77	121	25	22	88	136	28	25	95	148
4	26	21	87	135	29	25	98	152	32	28	111	170	34	30	122	186
5	32	32	103	166	36	37	124	197	38	38	145	220	41	41	156	238
6	37	37	129	203	40	40	156	235	42	42	172	256	45	48	189	281
7	48	48	177	272	55	55	198	309	58	58	216	332	63	63	235	362
8	58	58	214	330	66	66	251	383	71	71	283	425	77	77	304	457
9	66	66	285	417	81	81	325	486	88	88	372	549	94	94	394	581
10	71	71	322	476	86	84	399	569	96	96	462	655	104	120	425	726
11	77	77	391	544	95	95	473	663	108	111	550	768	122	122	608	852
12	87	97	465	650	121	125	544	762	124	137	634	896	140	149	721	1010
13	114	127	528	769	127	151	650	938	145	158	753	1057	161	182	861	1205
14	126	143	624	893	144	620	164	1034	158	182	845	1186	172	198	928	1297
15	134	156	682	972	148	171	790	1110	161	190	909	1260	185	217	1030	1432

CIMA SPRAYER WINTERIZATION

*Drain from top to bottom.

*Anti-freeze not recommended.



⚠ CAUTION
Read directions
before
operating

DANGER
 Do not stand
in front of
machine while
operating

DANGER
 DO NOT USE
WITHOUT
WEARING EAR
PROTECTION

DANGER
 SAFETY
SHOES MUST
BE WORN

DANGER
 **HOT**

DANGER
 SAFETY
GLASSES

DANGER
 Wear
respirator
while
spraying

DANGER
 TOXIC
CHEMICALS

DANGER
 WEAR GLOVES
WHILE HANDLING
CAUSTIC
SOLUTIONS

DANGER
FLYING
OBJECTS 