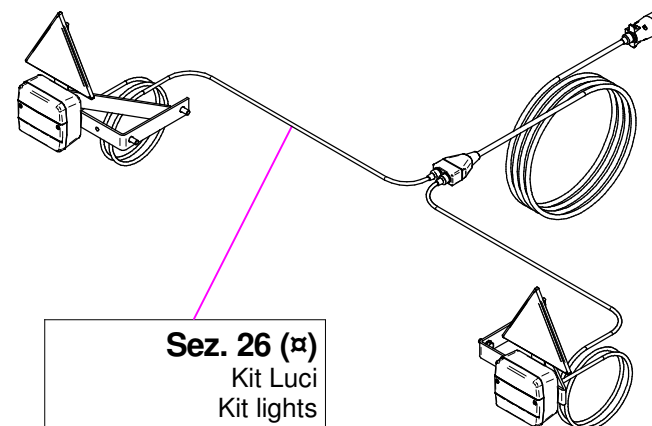
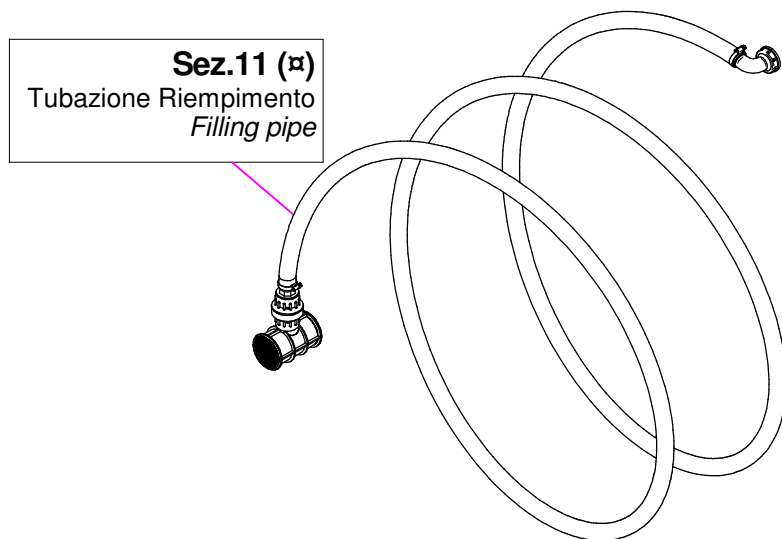
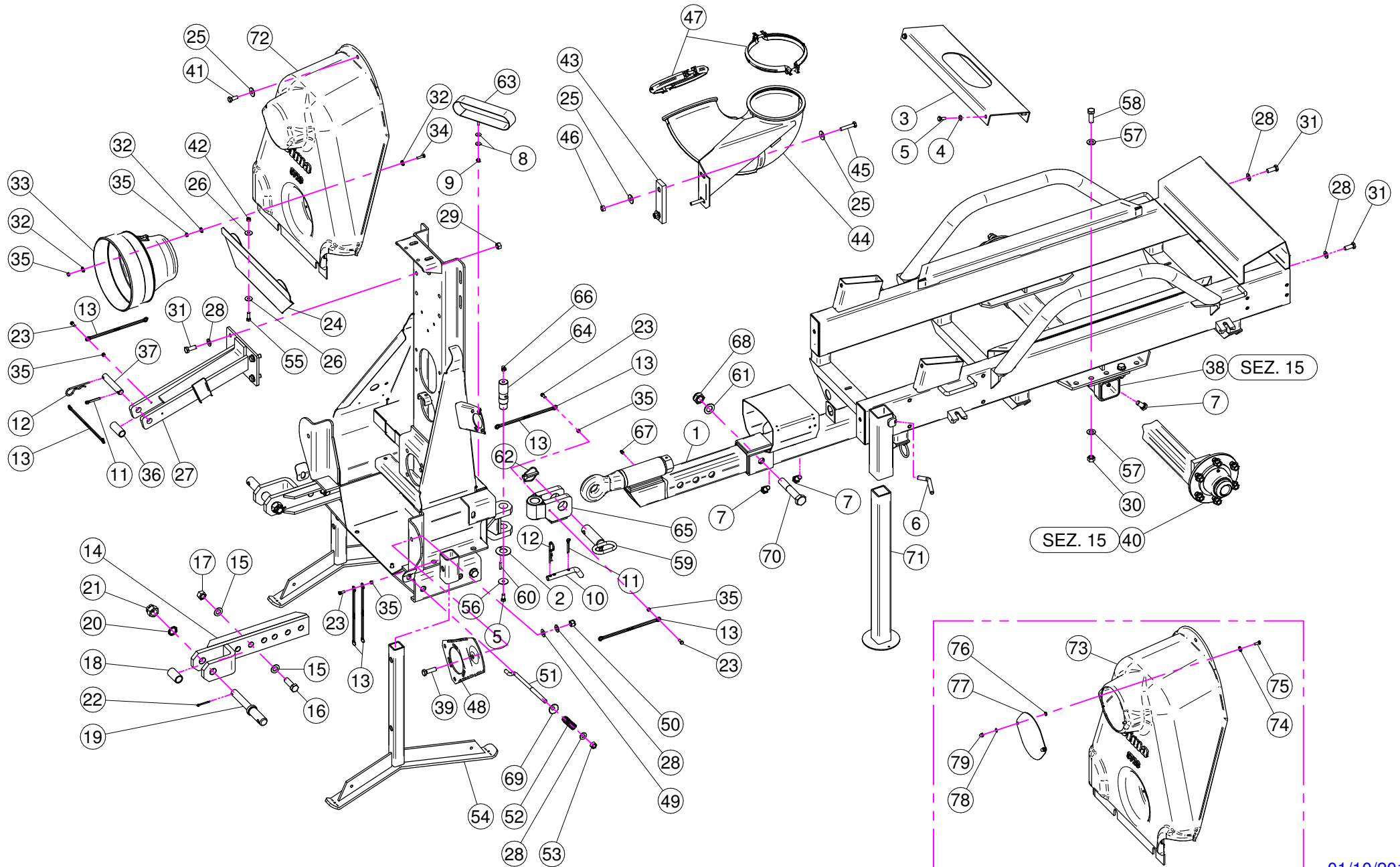


(⌘) A richiesta / Optional Devices



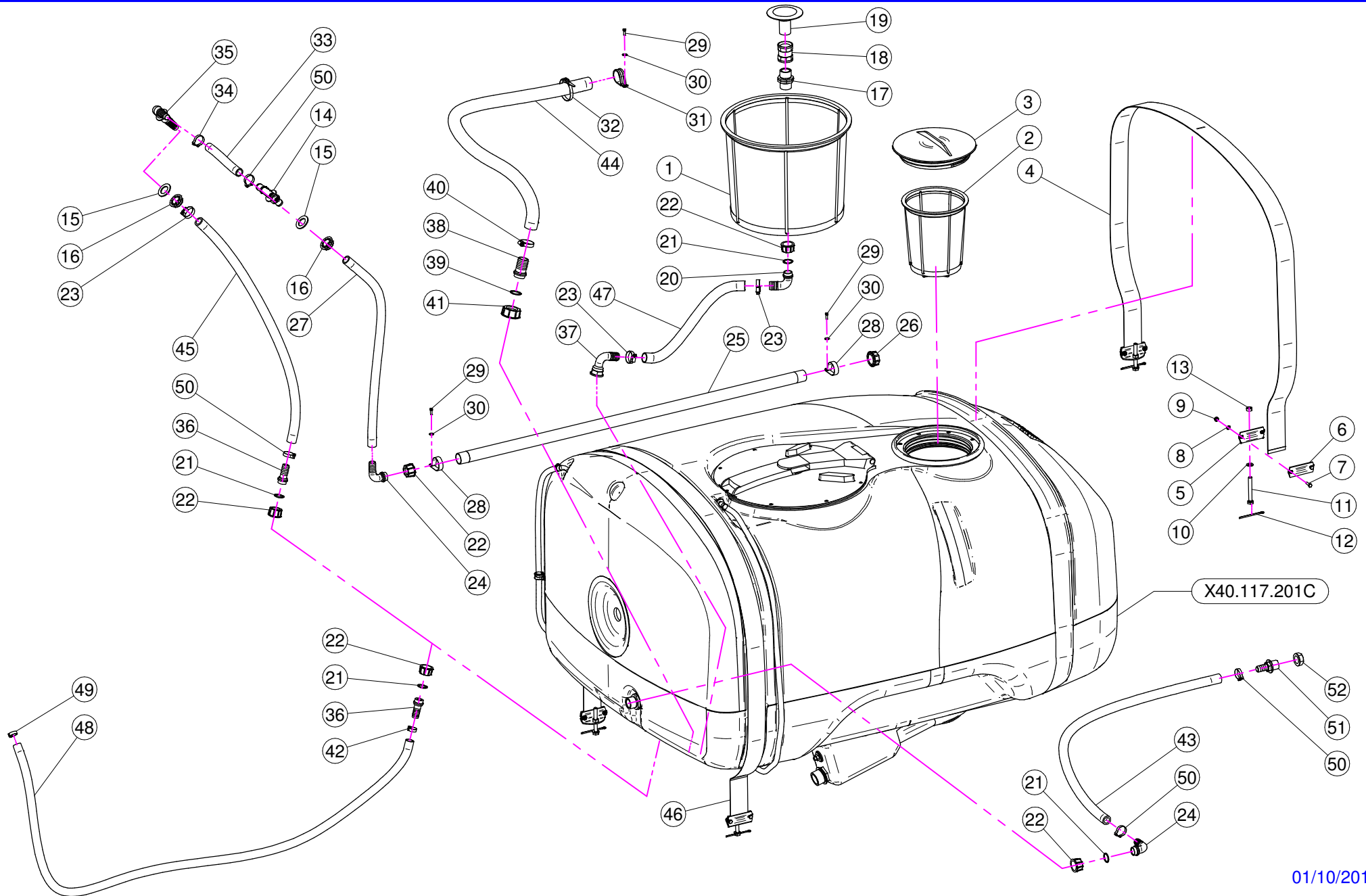
(⌘) A richiesta / Optional Devices



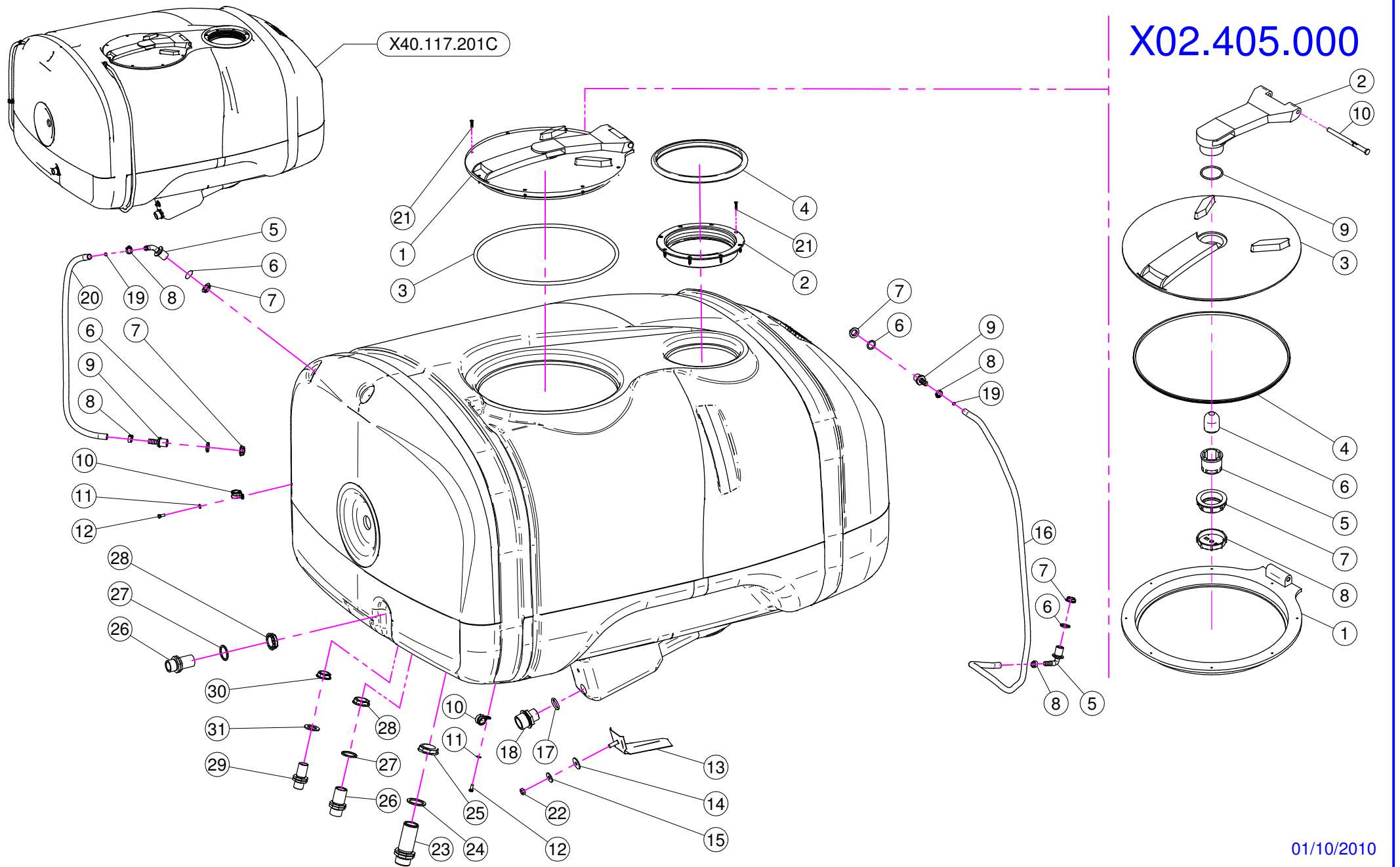
| N° | Doc. Number | Titolo | Title | Q.tà | Note |
|----|---------------|-------------------------------------|----------------------------|------|------|
| 1 | X40.131.700 | TIMONE | DRAWBAR | 1 | |
| 2 | X40.206.000 | RONDELLA PER SNODO | JOINT WASHER | 1 | |
| 3 | X40.242.000 | LAMIERA PER APPOGGIO ANT. SERBATOIO | PLATE | 1 | |
| 4 | XRP.008.000 | RONDELLA PIANA D.8 | WASHER D.8 | 4 | |
| 5 | XTE.008.020T | VITE TE 8x20 | SCREW TE 8x20 | 5 | |
| 6 | X02.175.000 | MANIGLIA DI BLOCCAGGIO | LOOKING HANDLE | 1 | |
| 7 | XTE.014.030T | VITE TE M14x30 | SCREW TE M14x30 | 6 | |
| 8 | XRP.006.018 | RONDELLA PIANA D. 6x18 | WASHER D.6x18 | 2 | |
| 9 | XDA.006.0AG | DADO AUTOBLOCCANTE M6 ALTO PG | SELF-LOCKING NUT - HIGH M6 | 1 | |
| 10 | X20.505.000 | SPINOTTO PIEDE D' APPOGGIO | PIN JACK STAND | 2 | |
| 11 | XCP.006.040I | COPIGLIA D.6 Lg.40 | PIN D.6 Lg.40 | 3 | |
| 12 | X00.100.004 | COPIGLIA D.4 | SPLIT PIN D.4 | 3 | |
| 13 | X21.183.000 | STRISCIA FERMATAPPI | CAP STOP | 8 | |
| 14 | X40.203.000 | FORCELLA ATTACCO SOLLEVATORE | FORK | 2 | |
| 15 | XRP.016.000 | RONDELLA PIANA D.16 | WASHER D.16 | 8 | |
| 16 | XTE.016.050T | VITE M16x50 | SCREW TE M16x50 | 4 | |
| 17 | XD0.16.5587G | DADO M16 | NUT M16 | 4 | |
| 18 | X40.202.000 | BOCCOLA PER SPINOTTI SOLLEVATORE | BUSH | 2 | |
| 19 | X40.201.000 | SPINOTTO SOLLEVATORE | PIN POWER-LIFT | 2 | |
| 20 | XRD.022.000 | RONDELLA DENTELLATA D.22 | TAB WASHER D.22 | 2 | |
| 21 | XDI.022.5593F | DADO AD INTAGLI 6 M 22 | CASTLE NUT (6 SLOTS) M 22 | 2 | |
| 22 | XCP.004.040 | COPIGLIA D.4 L=40 | SPLIT PIN D.4 L=40 | 2 | |
| 23 | XTE.006.016T | VITE TE M6X16 | SCREW TE M6X16 | 5 | |
| 24 | X05.747.000 | LAMIERA FISSAGGIO CARTER ANTERIORE | HOUSING FIXING PLATE | 1 | |
| 25 | XRP.010.030 | RONDELLA PIANA D.10 x 30 mm | WASHER D.10 x 30 mm | 5 | |
| 26 | XRP.008.024 | RONDELLA PIANA LARGA D.8X24 | WASHER D.8X24 | 4 | |
| 27 | X40.205.001 | STAFFA ATTACCO 3° PUNTO LINK | UPPER COUPLING | 1 | |
| 28 | XRP.012.000 | RONDELLA PIANA D. 12 | WASHER D. 12 | 8 | |
| 29 | XD0.12.5587G | DADO M12 PG UNI 5587 | M12 NUT | 4 | |
| 30 | XD0.14.5587G | DADO M14 | NUT M14 | 4 | |
| 31 | XTE.012.030T | VITE TE 12 x 30 | SCREW TE 12 x 30 | 6 | |
| 32 | XRD.006.000 | RONDELLA DENTELLATA D.6 | TAB WASHER D.6 | 9 | |
| 33 | X02.441.000 | CONTROCUFFIA D.240 PER CARDANO | SHAFT CONE D.240 | 1 | |
| 34 | XTE.006.025T | VITE TE M6X25 | SCREW TE M6X25 | 3 | |
| 35 | XD0.06.5588G | DADO M6 | NUT M6 | 11 | |
| 36 | X20.778.000 | BOCCOLA PER TERZO PUNTO PER PLUS | BUSH | 1 | |
| 37 | X04.076.000 | SPINOTTO 3° PUNTO | PIN | 1 | |
| 38 | X40.126.000 | ASSALE | AXLE | 1 | |
| 39 | XTE.012.040T | VITE TE M12X40 UNI 5739 | BOLT TE M12X40 | 1 | |
| 40 | X40.020.150 | ASSIEME MOZZO 6 COLONNETTE | HUB 6 COLONNETTE | 2 | |
| 41 | XTE.010.025T | VITE TE 10x25T | SCREW TE 10x25T | 1 | |

| N° | Doc. Number | Titolo | Title | Q.tà | Note |
|----|---------------|------------------------------------|--------------------------------|------|------|
| 42 | XD0.08.5588G | DADO M8 | NUT M8 | 2 | |
| 43 | X02.992.000 | STAFFA FISSAGGIO CURVE | BRACKET | 1 | |
| 44 | X04.882.000 | CURVA INFERIORE D. 175 PER PORTATI | LOWER BEND D. 175 | 1 | |
| 45 | XTE.010.050T | VITE M10-50 | SCREW M10-50 | 2 | |
| 46 | XD0.10.5587G | DADO M10 | NUT M10 | 2 | |
| 47 | X05.616.000 | COLLARE PER TUBI D.175 | PIPE CLAMP D.175 | 2 | |
| 48 | X02.978.000SX | SUPPORTO POMPA TIPO NUOVO | BRACKET | 1 | |
| 49 | XMT.012.000 | MOLLA A TAZZA D. 12 | WASHER D.12 | 1 | |
| 50 | XDA.012.0AG | DADO AUTOBLOCCANTE M12 | SELF LOCKING NUT M12 | 1 | |
| 51 | X21.004.000 | TENDICINGHIA M12 PER POMPA | BELT STRETCHER FOR PUMP | 1 | |
| 52 | X02.964.000 | MOLLA PER POMPA CD 32 | CD 32 PUMP SPRING | 1 | |
| 53 | XDOT.12.5587 | DADO OTTONE M12 | M12 BRASS NUT | 1 | |
| 54 | X40.217.001 | PIEDE D' APPOGGIO | SUPPORT FOOT | 2 | |
| 55 | XTE.008.025T | VITE TE M8 x 25 | SCREW TE M8 x 25 | 2 | |
| 56 | XRP.008.032 | RONDELLA PIANA LARGA D.8X32 | WASHER D.8X32 | 1 | |
| 57 | XRP.014.000 | RONDELLA PIANA D.14 | WASHER D.14 | 8 | |
| 58 | XTE.014.040T | VITE TE M14 x 40 | SCREW TE M14 x 40 | 4 | |
| 59 | X20.309.200 | SPINOTTO Ø32 | PIN Ø32 | 1 | |
| 60 | XSE.005.026 | SPINA ELASTICA D5 X 26 | SPRING PIN D5 X 26 | 1 | |
| 61 | XRP.022.000 | RONDELLA PIANA D.22 | WASHER D.22 | 1 | |
| 62 | X02.439.000 | SPINOTTO A SCATTO D.10 | PIN D.10 | 1 | |
| 63 | X20.785.100 | ANELLO PASSATUBI | GUIDE RING | 1 | |
| 64 | X40.332.001 | PERNO VERTICALE PER SNODO | VERTICAL PIN | 1 | |
| 65 | X40.194.200 | SNODO | JOINT | 1 | |
| 66 | XIS.010.001 | INGRASSATORE M10 x 1 | GREASER | 1 | |
| 67 | XID.006.001 | INGRASSATORE DIRITTO M6 | GREASER | 1 | |
| 68 | XDA.022.0BG | DADO AUTOBLOCCANTE M22 | SELF LOCKING NUT M22 | 1 | |
| 69 | X21.113.000 | RONDELLA BOMBATA D. 12x36 | WASHER D. 12x36 | 1 | |
| 70 | XTE.022.130 | VITE TE DIN EN 24016 - M22 x 130 | SCREW DIN EN 24016 - M22 x 130 | 1 | |
| 71 | X40.251.001 | PIEDE DI APPOGGIO | SUPPORT FOOT | 1 | |
| 72 | X05.723.150 | CARTER ANTERIORE PER 1 POMPA | FRONT HOUSING FOR 1 PUMP | 1 | |

| N° | Doc. Number | Titolo | Title | Q.tà | Note |
|----|--------------|------------------------------|--------------------------|------|------|
| 73 | X05.723.050 | CARTER ANTERIORE PER 1 POMPA | FRONT HOUSING FOR 1 PUMP | 1 | |
| 74 | XRD.006.000 | RONDELLA DENTELLATA D.6 | TAB WASHER D.6 | 2 | |
| 75 | XTE.006.016T | VITE TE M6X16 | SCREW TE M6X16 | 2 | |
| 76 | XD0.06.5589G | DADO M6 BASSO | NUT M6 | 2 | |
| 77 | X40.333.000 | COPERCHIO DISINNESTO | FAN CLUTCH LID | 1 | |
| 78 | XRP.006.000 | RONDELLA PIANA D. 6 | WASHER D.6 | 2 | |
| 79 | XDC.06.5721I | DADO DIN 1587 6x1-6-10 | NUT DIN 1587 6x1-6-10 | 2 | |



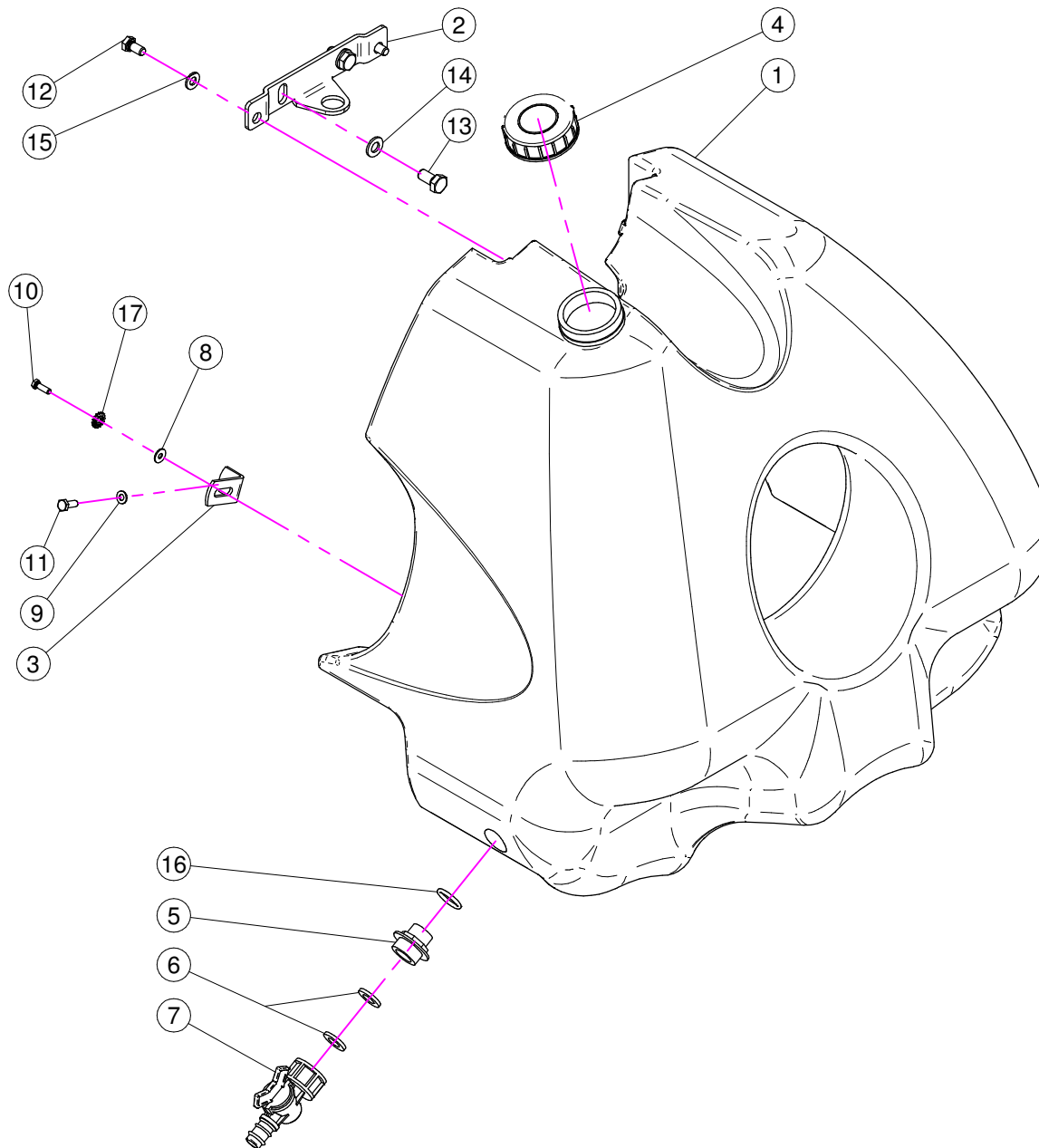
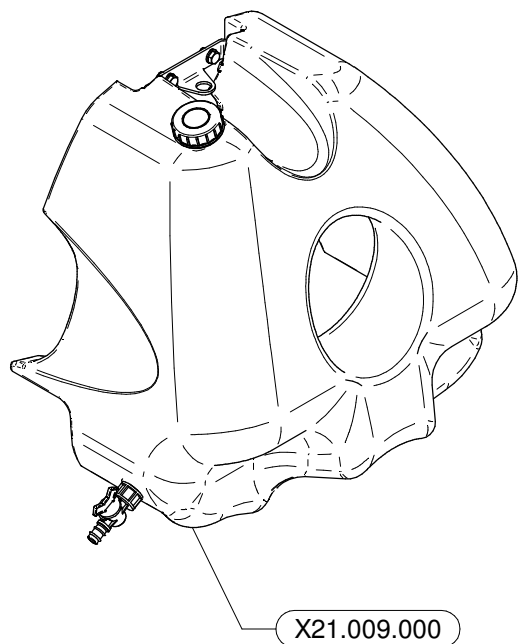
| N° | Doc. Number | Titolo | Title | Q.tà | Note | N° | Doc. Number | Titolo | Title | Q.tà | Note |
|----|--------------|-------------------------------|-----------------------------|------|------|----|---------------|---------------------------------------|-------------------------------|------|------|
| 1 | X02.404.100 | FILTRO A TAZZA 400 x 330 | BASKET FILTER 400 x 330 | 1 | | 27 | X02.212.080 | TUBO D. 19x26 L= 800 | HOSE D. 19x26 L= 800 | 1 | |
| 2 | X02.298.000 | FILTRO A TAZZA D.204 | BASKET FILTER D.204 | 1 | | 28 | XFN.035.000 | FASCETTA IN NYLON PER TUBI D. 30 | STICKER | 2 | |
| 3 | X02.476.000 | COPERCHIO FILETTATO D.255 | THREADED LID D.255 | 1 | | 29 | XTE.005.016I | VITE TE M5X16 | SCREW TE M5X16 | 3 | |
| 4 | X02.481.253 | FASCIA IN NYLON 60 mm L=2530 | NYLON BAND 60 mm L=2530 | 1 | | 30 | XRP.005.015I | RONDELLA PIANA D. 5x15 | WASHER D. 5x15 | 3 | |
| 5 | X20.512.000 | STAFFA ANCORAGGIO FASCE | BRACKET | 4 | | 31 | XFG.040.000 | FASCETTA GOMMATA PER TUBI D.30 | STICKER | 1 | |
| 6 | X20.513.000 | PIASTRINA SERRAGGIO FASCE | SHAPED PLATE | 4 | | 32 | X02.355.000 | FASCETTA D'ASSEMBLAGGIO 292 mm | NYLON ASSEMBLY CLAMP | 6 | |
| 7 | XTE.006.020T | VITE TE M6 x 20 | SCREW TE M6 x 20 | 8 | | 33 | X20.212.020 | TUBO D. 19x26 L= 200 | HOSE D. 19x26 L= 200 | 1 | |
| 8 | XRP.006.000 | RONDELLA PIANA D. 6 | WASHER D.6 | 8 | | 34 | XFC.030,5.032 | FASCETTA COBRA 30,5 - 32 | KOBRA CLAMP 30,5 - 32 | 1 | |
| 9 | XDA.006.0AG | DADO AUTOBLOCCANTE M6 ALTO PG | SELF-LOCKING NUT - HIGH M6 | 8 | | 35 | X02.290.000 | RACCORDO CURVO P.G D19 3/4" M | HOSETAIL D.19 3/4" MALE | 1 | |
| 10 | XRP.010.000 | RONDELLA PIANA D.10 | WASHER D.10 | 4 | | 36 | X00.055.022 | RACCORDO DIRITTO P.G. D.19 | STRAIGHT HOSE R.H. D.19 | 2 | |
| 11 | XTE.010.080T | VITE M10x80 | M10x80 BOLT | 4 | | 37 | X20.794.000 | RACCORDO CURVO 90° P.G. 25 3/4" GAS F | PIPE 90° R.H. 25 3/4" GAS F | 1 | |
| 12 | XCP.004.070I | COPIGLIA D. 4 Lg. 70 | SPLIT PIN D. 4 Lg. 70 | 4 | | 38 | X00.058.028 | RACCORDO DIRITTO PG D. 30 | STRAIGHT HOSE R.H D.30 | 1 | |
| 13 | XDOT.10.5587 | DADO OTTONE M10 | M10 BRASS NUT | 4 | | 39 | XOR.003.112 | OR D.28,24x2,62 | O-RING D.28,24x2,62 | 1 | |
| 14 | X02.135.000 | VALVOLA A PISTONCINO COMPLETA | COMPLETE PISTON VALVE | 1 | | 40 | XF0.025.040I | FASCETTA A VITE 25/40 W4 INOX | STAINLESS STEEL CLIP | 1 | |
| 15 | X02.032.000 | GUARNIZIONE D.26x40 SP. 2 | GASKET D.26x40 SP. 2 | 2 | | 41 | X00.058.006 | GIRELLO 1" 1/4 GAS | 1" 1/4 FLY NUT | 1 | |
| 16 | X00.541.000 | GHIERA 3/4" | NUT 3/4" | 2 | | 42 | XFC.023,5.025 | FASCETTA COBRA 23,5 - 25 | KOBRA CLAMP 23,5 - 25 | 1 | |
| 17 | X00.055.034 | NIPPOLO 1" / 1" GAS | NIPPLE 1" / 1" GAS | 1 | | 43 | X02.212.090 | TUBO D. 19 L= 900 | HOSE D. 19 L= 900 | 1 | |
| 18 | X00.373.000 | MANICOTTO 1" GAS | 1" GAS SLEEVE | 1 | | 44 | X02.238.160 | TUBO SPIRALATO D. 30 L= 1600 | HOSE D. 30 L= 1600 | 1 | |
| 19 | X00.131.000 | PRESA ANTIVORTICE 1" | 1" VORTIX DAMPER DRIVE | 1 | | 45 | X02.212.070 | TUBO D. 19x25 L= 700 | HOSE D. 19x25 L= 700 | 1 | |
| 20 | X00.055.037 | RACCORDO CURVO P.G. D.25 | D.25 HOSETAIL | 1 | | 46 | X02.481.280 | FASCIA IN NYLON 60 mm L=2800 | NYLON BAND 60 mm L=2800 | 1 | |
| 21 | XOR.000.132 | OR D.23,81 x 2,62 | 23,81 x 2,62 O-RING GASKET | 4 | | 47 | X20.809.110 | TUBO CON RAMINO D. 25 L= 1100 | HOSE D. 25 L= 1100 | 1 | |
| 22 | X00.055.24.2 | GIRELLO 1" GAS | 1" FLY NUT | 5 | | 48 | X02.372.160 | TUBO SPIRALATO D. 19 L= 1600 | HOSE D. 19 L= 1600 | 1 | |
| 23 | XF0.023.035I | FASCETTA A VITE 23/35 W4 INOX | STAINLESS STEEL CLIP | 3 | | 49 | XFC.022,5.024 | FASCETTA COBRA 22,5 - 24 | KOBRA CLAMP 22,5 - 24 | 1 | |
| 24 | X00.055.038 | RACCORDO CURVO A P.G. D.19 | CURVED UNION WITH R.H. D.19 | 2 | | 50 | XFC.027,5.029 | FASCETTA COBRA 27,08 - W8 | KOBRA CLAMP 27,08 - W8 | 4 | |
| 25 | X40.035.001 | TUBO FORATO 1" L=1200 | PERFORATED HOSE 1" L=1200 | 1 | | 51 | X00.418.000 | RACCORDO DIRITTO P.G. 19 3/4" GAS | STRAIGHT UNION R.H.19 3/4 GAS | 1 | |
| 26 | XTF.001.000 | TAPPO 1" | PACKING | 1 | | 52 | X02.182.100 | TAPPO 3/4" FEMMINA CON FORO D. 8 | FEMALE 3/4" CAP | 1 | |



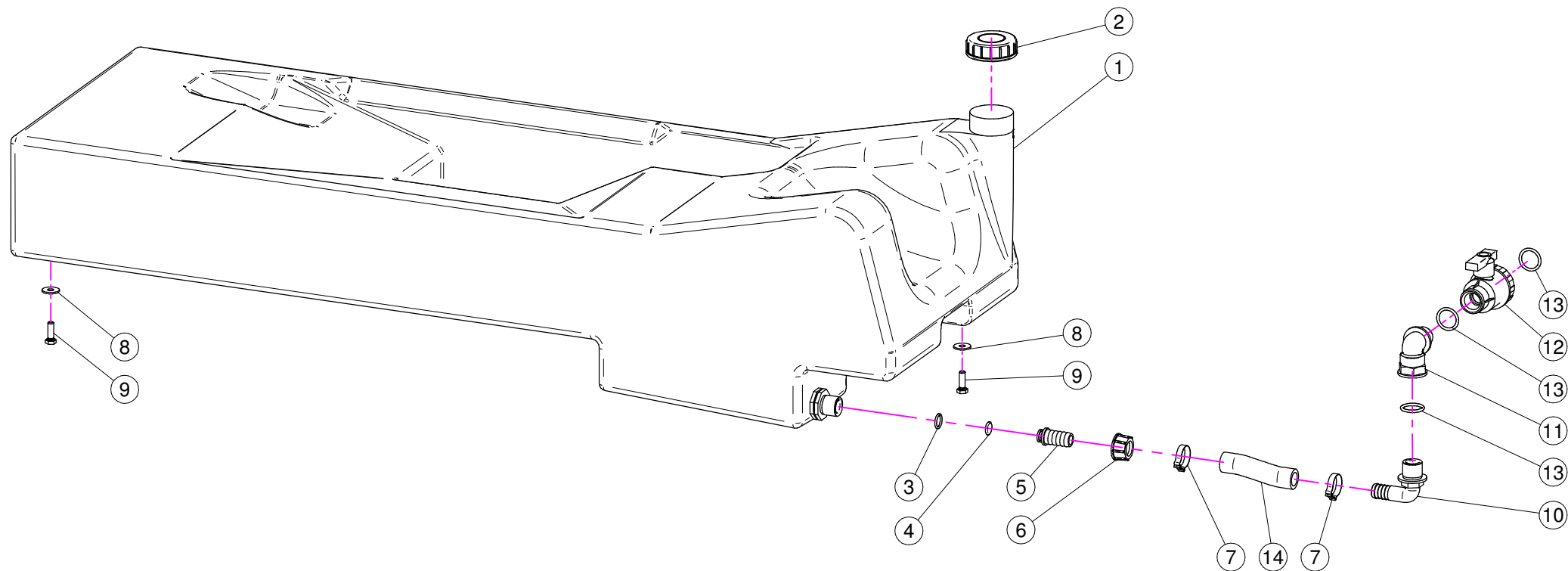
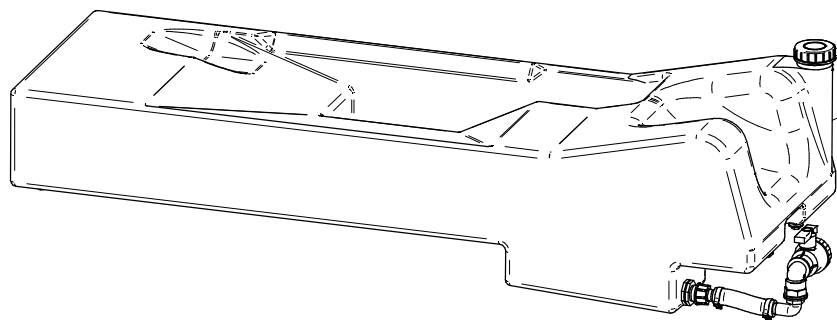
| N° | Doc. Number | Titolo | Title | Q.tà | Note |
|----|----------------|--|----------------------------------|------|------|
| 1 | X02.405.000 | COPERCHIO RIBALTABILE | HINGED TANK LID | 1 | |
| 2 | X02.477.000 | ANELLO FILETTATO D.255 | THREATED RING D.255 | 1 | |
| 3 | X02.405.000.L | GUARNIZIONE | GASKET | 1 | |
| 4 | X02.477.000.A | GUARNIZIONE PER ANELLO FILETTATO D.255 | THREATED RING GASKET D.255 | 1 | |
| 5 | X02.457.000 | PORTAGOMMA D.13 A 90° M. 1/2" | HOSETAIL D.13 90° M. 1/2" | 2 | |
| 6 | XOR.004.081 | OR D.20,22 x 3,53 | 20,22 x 3,53 O-RING GASKET | 4 | |
| 7 | X02.458.000 | GHIERA 1/2" | LOCK RING 1/2" | 4 | |
| 8 | XFC.016,5.018 | FASCETTA COBRA 16,5 - 18 | KOBRA CLAMP 16,5 - 18 | 4 | |
| 9 | X02.482.000 | RACCORDO DRITTO P.G.D.13 M. 1/2" | HOSETAIL MALE THREADED 1/2" | 2 | |
| 10 | XFG.018.000 | FASCETTA GOMMATA PER TUBI D.18 | STICKER | 2 | |
| 11 | XRP.006.000 | RONDELLA PIANA D. 6 | WASHER D.6 | 2 | |
| 12 | XTE.006.016T | VITE TE M6X16 | SCREW TE M6X16 | 2 | |
| 13 | X20.498.002 | ANTIVORTICE IN ACCIAIO INOX | STAINLESS STEEL ANTI-VORTEX | 1 | |
| 14 | X20.436.000 | GUARNIZIONE SPECIALE PER ANTIVORTICE | SPECIAL GARNISHING FOR ANTIWHIRL | 1 | |
| 15 | XRP.010.030 | RONDELLA PIANA D.10 x 30 mm | WASHER D.10 x 30 mm | 1 | |
| 16 | X02.378.160 | TUBETTO VITREO D.12X16 L=1600 | HOSE VITREO D.12X16 L=1600 | 1 | |
| 17 | XOR.000.507 | OR D.27 x 5 | 27 x 5 O-RING GASKET | 1 | |
| 18 | X00.045.012 | RIDUZIONE 1" 1/4 M - 1" M | 1" 1/4 M - 1" M REDUCER NIPPLE | 1 | |
| 19 | X02.478.000 | SFERA ROSSA D.8,5 PER LIVELLO | RED FLOATING BALL D.8,5 | 2 | |
| 20 | X02.378.085 | TUBETTO VITREO D 12X16 L= 850 | HOSE VITREO D 12X16 L= 850 | 1 | |
| 21 | XTAS.04,2.025I | VITE AUTOFILETTANTE 4,2 x 25 | SELFTHREATED SCREW 4,2 x 25 | 16 | |
| 22 | XDOT.10.5587 | DADO OTTONE M10 | M10 BRASS NUT | 1 | |
| 23 | X00.345.000 | NIPPLO 1" 1/4 + 1" 1/4 GAS | NIPPLE 1" 1/4 + 1" 1/4 GAS | 1 | |
| 24 | X02.033.000 | GUARNIZIONE | GASKET | 1 | |
| 25 | X00.543.000 | GHIERA 1" 1/4 GAS | NUT 1" 1/4 GAS | 1 | |
| 26 | X00.055.034.L | NIPPLO 1" / 1" GAS LUNGO | LONG NIPPLE 1" / 1" GAS | 2 | |
| 27 | X02.066.000 | GUARNIZIONE D.33 x 45 | GASKET D.33 x 45 | 2 | |
| 28 | X00.542.000 | GHIERA 1" | NUT 1" | 2 | |
| 29 | X02.380.100 | NIPPLO 3/4" | NIPPLE 3/4" | 1 | |
| 30 | X00.541.000 | GHIERA 3/4" | NUT 3/4" | 1 | |
| 31 | X02.032.000 | GUARNIZIONE D.26x40 SP. 2 | GASKET D.26x40 SP. 2 | 1 | |

X02.405.000

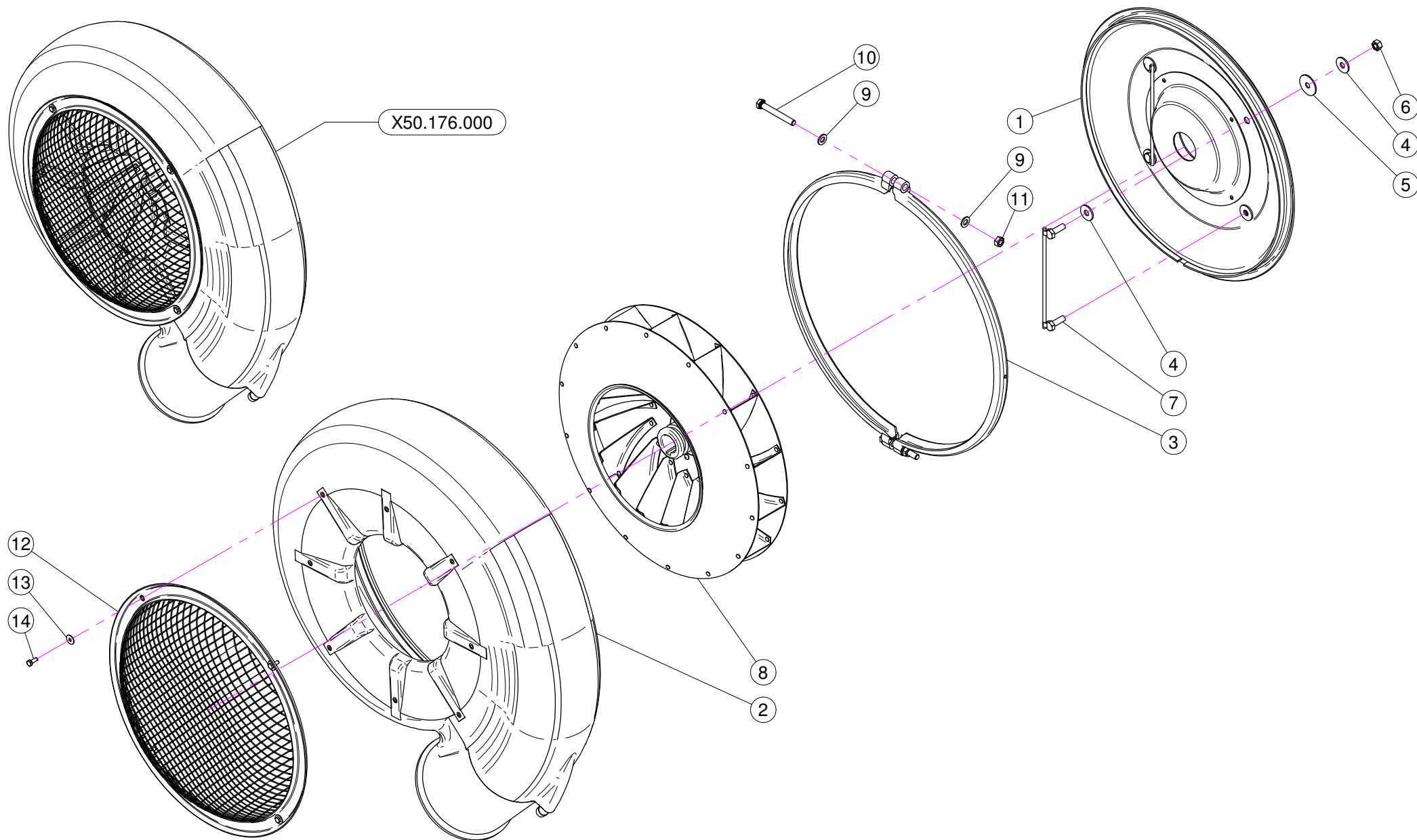
| N° | Doc. Number | Titolo | Title | Q.tà | Note |
|----|---------------|-----------------------------|-------------------------|------|------|
| 1 | X02.405.000.B | ANELLO BASE | BASE RING | 1 | |
| 2 | X02.405.001 | BRACCIO | ARM | 1 | |
| 3 | X02.405.000.A | DISCO DI CHIUSURA | GRIPPING PLATE | 1 | |
| 4 | X02.405.002 | GUARNIZIONE SAGOMATA | SHAPED GASKET | 1 | |
| 5 | X20.787.000.G | CORPO VALVOLA DI SFIATO | BREATHING VALVE | 1 | |
| 6 | X20.787.000.F | SFERA GALLEGGIANTE | FLOATING BALL | 1 | |
| 7 | X20.787.000.H | GHIERA | RING NUT | 1 | |
| 8 | X20.787.000.I | TAPPO PER VALVOLA DI SFIATO | CAP FOR BREATHING VALVE | 1 | |
| 9 | XOR.000.512 | OR D.51 x 3,5 | 51 x 3,5 O-RING GASKET | 1 | |
| 10 | X20.787.000.D | PERNO | PIN | 1 | |



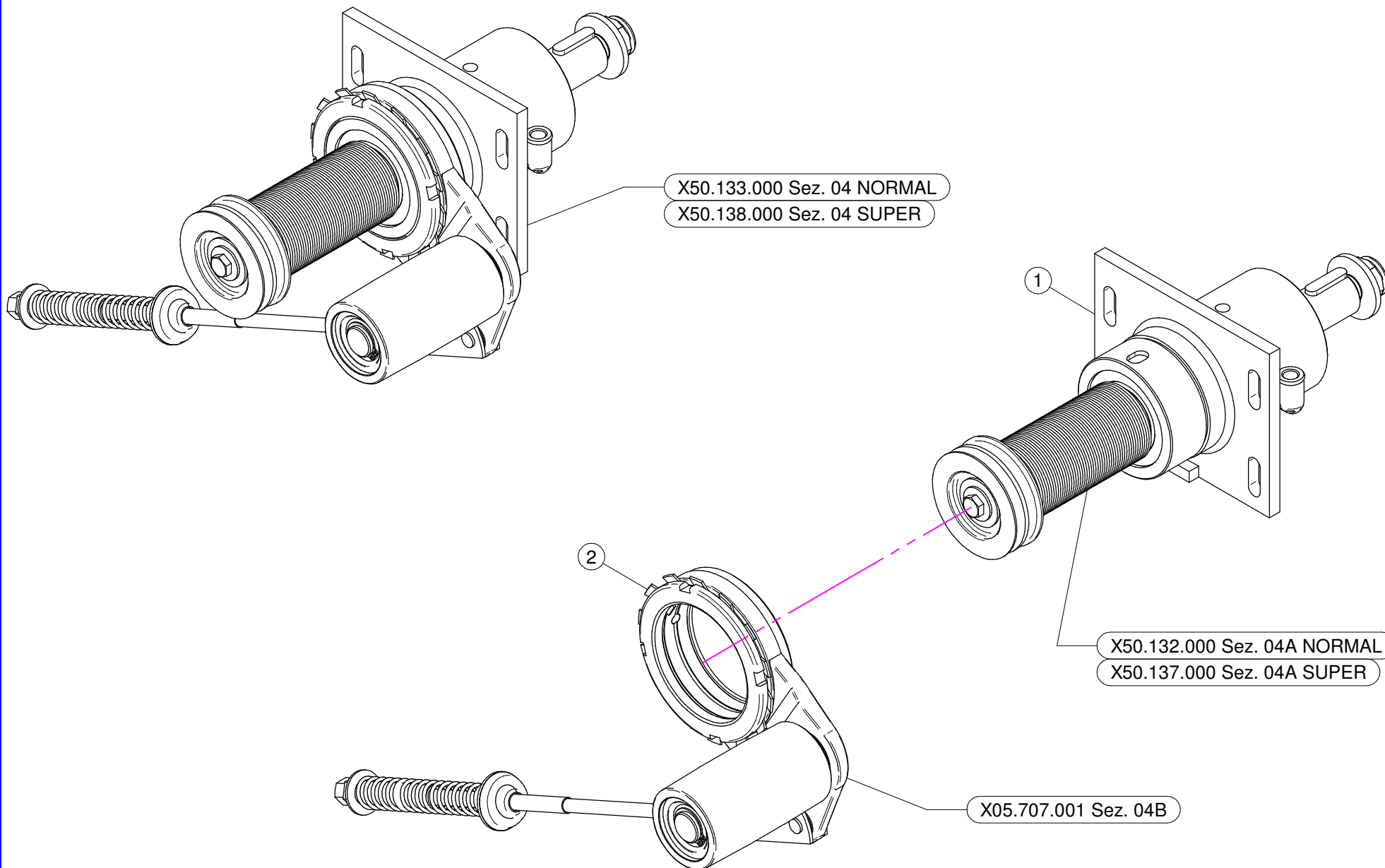
| N° | Doc. Number | Titolo | Title | Q.tà | Note |
|----|--------------|-------------------------------------|----------------------------|------|------|
| 1 | X40.322.000 | SERBATOIO LAVAMANI 30 Lt. | HAND-WASHING TANK 30 Lt. | 1 | |
| 2 | X40.323.000 | STAFFA FISSAGGIO SERBATOIO LAVAMANI | FIXING BRACKET | 1 | |
| 3 | X40.324.100 | PIASTRA SERBATOIO LAVAMANI SERIE 50 | BRACKET | 2 | |
| 4 | X02.460.000 | COPERCHIO FILETTATO FEMMINA | FEMALE THREADED TANK LID | 1 | |
| 5 | X00.055.044 | NIPPLIO 1/2" GAS 3/4" GAS | NIPPLE 1/2" - 3/4" GAS | 1 | |
| 6 | X02.030.010 | GUARNIZIONE TAPPO DISTRIBUTORE | GASKET | 2 | |
| 7 | X02.497.000 | RUBINETTO FEMMINA 3/4" | 3/4" FEMALE VALVE | 1 | |
| 8 | XRP.005.015I | RONDELLA PIANA D. 5x15 | WASHER D. 5x15 | 2 | |
| 9 | XRP.006.000 | RONDELLA PIANA D. 6 | WASHER D.6 | 2 | |
| 10 | XTE.005.016I | VITE TE M5X16 | SCREW TE M5X16 | 2 | |
| 11 | XTE.006.016T | VITE TE M6X16 | SCREW TE M6X16 | 2 | |
| 12 | XTE.008.016T | VITE TE M8x16 | SCREW TE M8x16 | 2 | |
| 13 | XTE.010.020T | VITE TE M10 x 20 | SCREW TE M10 x 20 | 2 | |
| 14 | XRP.010.000 | RONDELLA PIANA D.10 | WASHER D.10 | 2 | |
| 15 | XRP.008.000 | RONDELLA PIANA D.8 | WASHER D.8 | 2 | |
| 16 | XOR.004.081 | OR D.20,22 x 3,53 | 20,22 x 3,53 O-RING GASKET | 1 | |
| 17 | XRD.006.000 | RONDELLA DENTELLATA D.6 | TAB WASHER D.6 | 2 | |



| N° | Doc. Number | Titolo | Title | Q.tà | Note |
|----|---------------|-------------------------------|-------------------------------|------|------|
| 1 | X40.248.000 | SERBATOIO LAVAIMPIANTO Lt. 80 | WASHING TANK Lt. 80 | 1 | |
| 2 | X02.460.000 | COPERCHIO FILETTATO FEMMINA | FEMALE THREADED TANK LID | 1 | |
| 3 | XOR.000.121 | OR D. 15,88 x 2,62 | 15,88 x 2,62 O-RING GASKET | 1 | |
| 4 | XOR.000.117 | OR D. 13,1x18,34x2,62 | 13,1x18,34x2,62 O-RING GASKET | 1 | |
| 5 | X21.184.000 | RACCORDO DIRITTO 3/4" P.G.20 | STRAIGHT UNION 3/4" R.H.20 | 1 | |
| 6 | X00.055.045 | GIRELLO 3/4" GAS | 3/4" FLY NUT | 1 | |
| 7 | XFC.027,5.029 | FASCETTA COBRA 27,08 - W8 | KOBRA CLAMP 27,08 - W8 | 2 | |
| 8 | XRP.008.024 | RONDELLA PIANA LARGA D.8X24 | WASHER D.8X24 | 4 | |
| 9 | XTE.008.025T | VITE TE M8 x 25 | SCREW TE M8 x 25 | 4 | |
| 10 | X20.842.000 | RACCORDO CURVO D.19 M 3/4"GAS | ELBOW UNION D.19 M 3/4" GAS | 1 | |
| 11 | X24.069.000 | RACCORDO CURVO 3/4" M-F | PIPE ELBOW 3/4" M-F | 1 | |
| 12 | X02.395.000 | RUBINETTO 3/4" GAS F.F. SFERA | VALVE 3/4" GAS F.F. BALL | 1 | |
| 13 | XOR.000.134 | OR D.25,8x3,53 | O-RING D.25,8x3,53 | 3 | |
| 14 | X02.212.012 | TUBO D. 19 L= 120 | HOSE D. 19 L= 120 | 1 | |



| N° | Doc. Number | Titolo | Title | Q.tà | Note |
|----|---------------|---|---------------------|------|------|
| 1 | X50.120.000 | COPERCHIO VENTOLA 50 | FAN 50 COVER | 1 | |
| 2 | X05.730.000 | CARTER VENTOLA 50 | 50 FAN HAUSING | 1 | |
| 3 | X05.731.000.Z | COLLARE D.535 | D.535 CLAMP | 1 | |
| 4 | XRP.010.030 | RONDELLA PIANA D.10 x 30 mm | WASHER D.10 x 30 mm | 8 | |
| 5 | XRP.010.040 | RONDELLA PIANA D.10 X 40 | WASHER D.10 X 40 | 4 | |
| 6 | XD0.10.5587G | DADO M10 | NUT M10 | 4 | |
| 7 | X20.088.000 | CAVALLOTTO FISSAGGIO COPERCHIO POSTERIORE | BACK COVER BRACKET | 2 | |
| 8 | X05.732.000 | VENTOLA 50 | FAN 50 | 1 | |
| 9 | XRP.010.000 | RONDELLA PIANA D.10 | WASHER D.10 | 4 | |
| 10 | XTE.010.080T | VITE M10x80 | M10x80 BOLT | 2 | |
| 11 | XDOT.10.5587 | DADO OTTONE M10 | M10 BRASS NUT | 2 | |
| 12 | X05.654.200 | RETE PROTEZIONE VENTILATORE | FAN NET PROTECTION | 1 | |
| 13 | XRP.006.018 | RONDELLA PIANA D. 6x18 | WASHER D.6x18 | 4 | |
| 14 | XTE.006.016T | VITE TE M6X16 | SCREW TE M6X16 | 4 | |

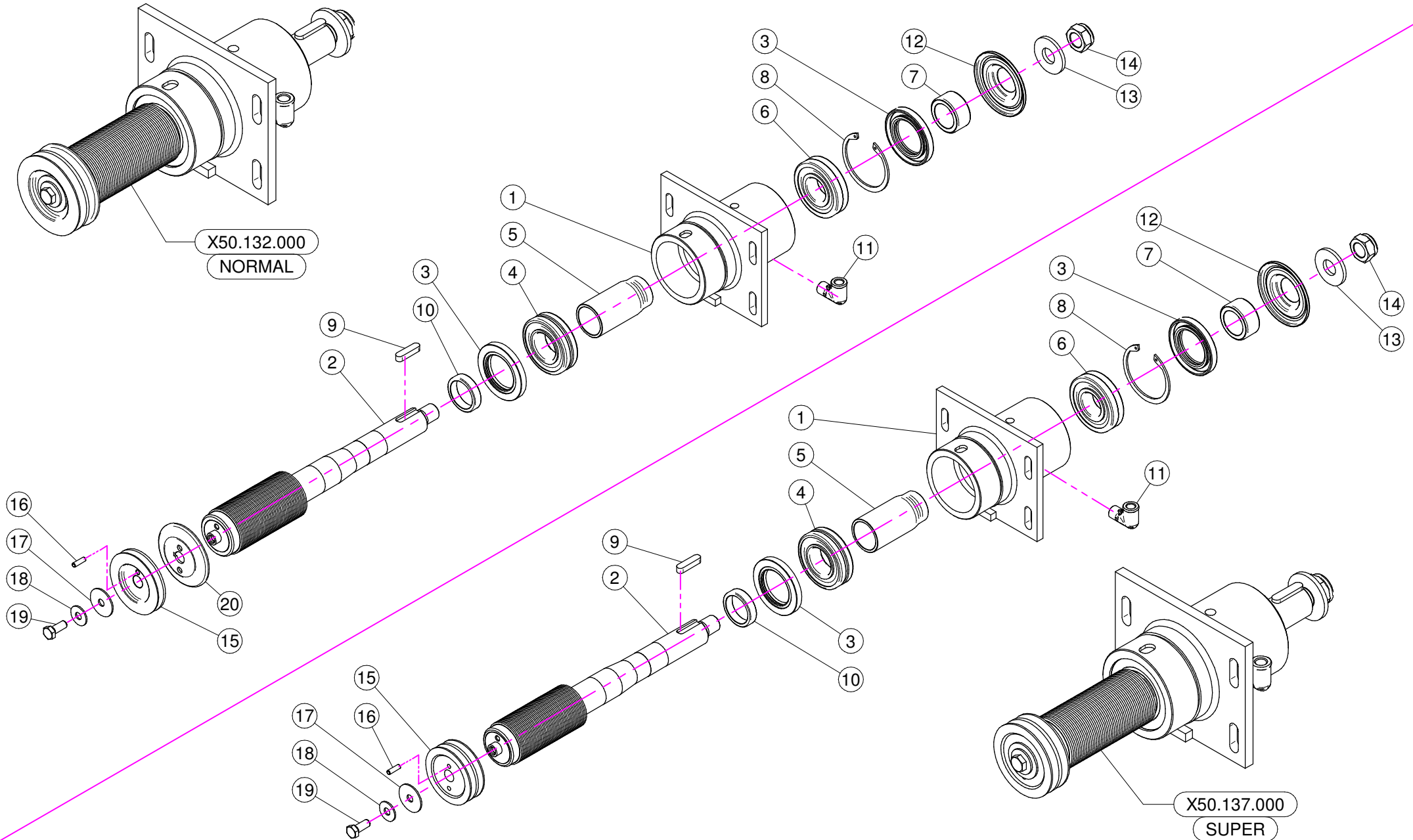


X50.133.000 NORMAL

| N° | Doc. Number | Titolo | Title | Q.tà | Note |
|----|-------------|--|--|------|------|
| 1 | X50.132.000 | SUPPORTO OLIO 50 -PULEGGIA D.64,5 SENZA DISINNESTO | FAN SUPPORT WITH SHAFT - PUL D.64,5 NO DISENGAGEMENT | 1 | |
| 2 | X05.707.001 | TENDICINGHIA AUTOMATICO COMPLETO | AUTOMATIC BELT STRETCHER | 1 | |

X50.138.000 SUPER

| N° | Doc. Number | Titolo | Title | Q.tà | Note |
|----|-------------|---|--|------|------|
| 1 | X50.137.000 | SUPPORTO OLIO 50 -PULEGGIA D. 60 SENZA DISINNESTO | FAN SUPPORT WITH SHAFT - PUL D.60 NO DISENGAGEMENT | 1 | |
| 2 | X05.707.001 | TENDICINGHIA AUTOMATICO COMPLETO | AUTOMATIC BELT STRETCHER | 1 | |

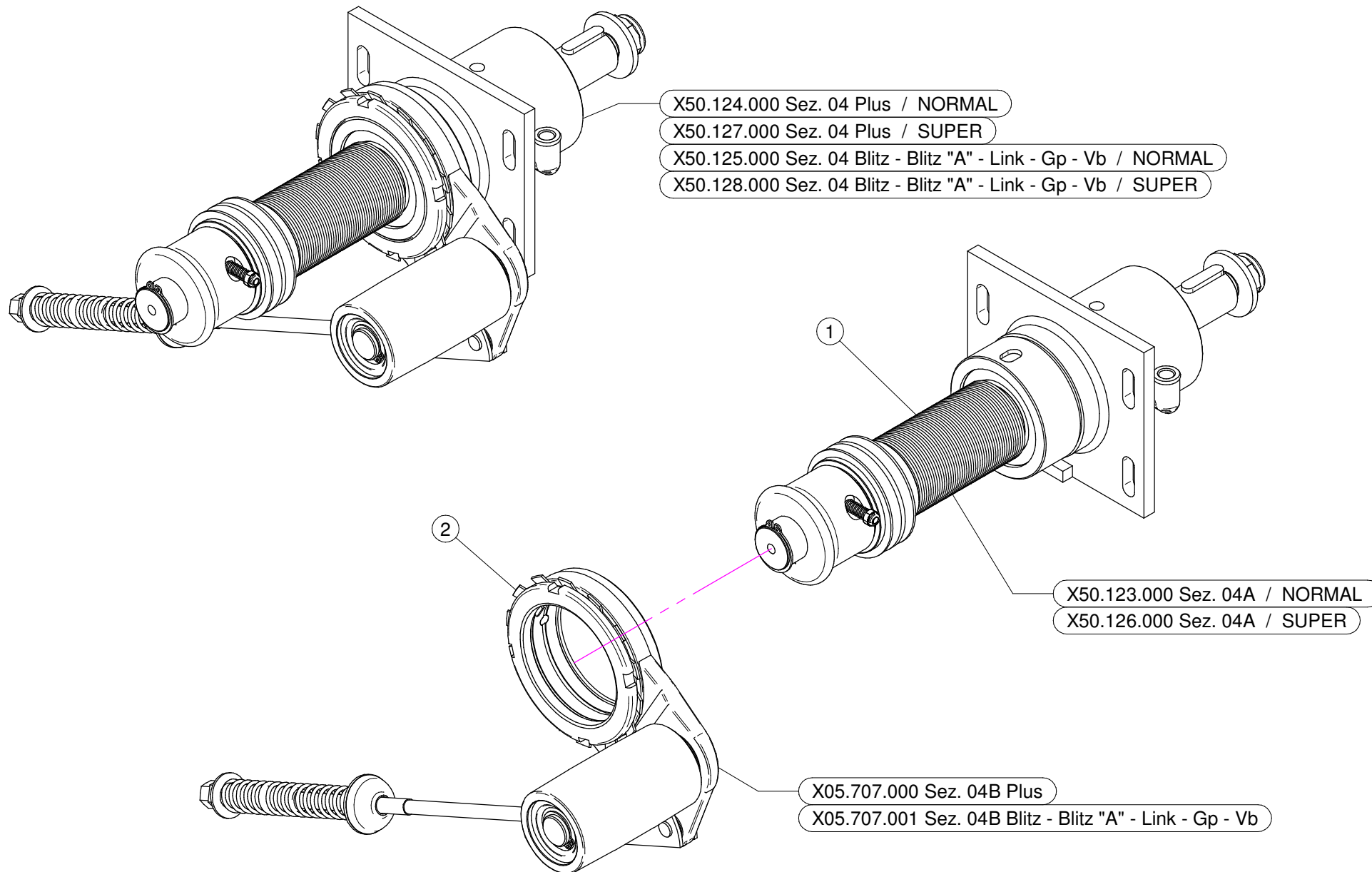


X50.132.000 NORMAL

| N° | Doc. Number | Titolo | Title | Q.tà | Note |
|----|----------------|--------------------------------------|---------------------------------|------|------|
| 1 | X50.110.000 | SUPPORTO VENTILATORE NUDO | NUDE FAN SUPPORT | 1 | |
| 2 | X50.119.064,5 | ALBERO CON PULEGGIA D. 64,5 | SHAFT WITH PULLEY D.64,5 | 1 | |
| 3 | XBASL.50.80.10 | ANELLO DI TENUTA IN VITON (50-80-10) | VITON LIP SEALS -IEL (50-80-10) | 2 | |
| 4 | XK0.022.208 | CUSCINETTO RULLI OBLIQUI 22-208 | ROLLER BEARING 22-208 | 1 | |
| 5 | X50.112.000 | DISTANZIALE SUPP. VENTILATORE "OLIO" | SPACER | 1 | |
| 6 | XK0.021.307 | CUSCINETTO RULLI OBLIQUI 21-307 | ROLLER BEARING 21-307 | 1 | |
| 7 | X50.113.000 | DISTANZIALE TENUTA LATO VENTOLA | SPACER | 1 | |
| 8 | XI0.080.000 | ANELLO ELASTICO INTERNO D.80 | INTERNAL D.80 CIRCLIP | 1 | |
| 9 | XL.10.08.40 | CHIAVETTA 10x8x40 | FEATHER KEY 10x8x40 | 1 | |
| 10 | X50.114.000 | DISTANZIALE PER TENUTA LATO PULEGGIA | SPACER | 1 | |
| 11 | X20.789.000 | GOMITO 90° TUBO DI CARICO OLIO | MALE/FEMALE 90° ELBOW | 1 | |
| 12 | X50.115.000 | COPERCHIETTO LATO VENTOLA | DUST COVER | 1 | |
| 13 | X20.820.000 | RONDELLA BLOCCAGGIO VENTOLA | WASHER | 1 | |
| 14 | XDA.022.0BF | DADO ESAGONALE M22 AUTOBLOCCANTE | SELF-LOCKING NUT M22 x 1,5 | 1 | |
| 15 | X05.816.000 | PULEGGIA COMANDO POMPA D.88 (1 x 3V) | PULLEY FOR PUMP D.88 (1x3V) | 1 | |
| 16 | XSE.006.020 | SPINA ELASTICA D.6x20 | SPRING PIN D.6x20 | 1 | |
| 17 | XRP.010.040 | RONDELLA PIANA D.10 X 40 | WASHER D.10 X 40 | 1 | |
| 18 | XRP.010.028 | RONDELLA PIANA D. 10 X 28 | WASHER D. 10 X 28 | 1 | |
| 19 | XTE.010.025FT | VITE TE M10x25 | BOLT TE M10x25 | 1 | |
| 20 | X02.723.000A | SEMIPULEGGIA D.88 | SEMIPULLEY D.88 | 1 | |

X50.137.000 SUPER

| N° | Doc. Number | Titolo | Title | Q.tà | Note |
|----|----------------|--------------------------------------|---------------------------------|------|------|
| 1 | X50.110.000 | SUPPORTO VENTILATORE NUDO | NUDE FAN SUPPORT | 1 | |
| 2 | X50.119.060 | ALBERO CON PULEGGIA D. 60 | SHAFT WITH PULLEY D.60 | 1 | |
| 3 | XBASL.50.80.10 | ANELLO DI TENUTA IN VITON (50-80-10) | VITON LIP SEALS -IEL (50-80-10) | 2 | |
| 4 | XK0.022.208 | CUSCINETTO RULLI OBLIQUI 22-208 | ROLLER BEARING 22-208 | 1 | |
| 5 | X50.112.000 | DISTANZIALE SUPP. VENTILATORE "OLIO" | SPACER | 1 | |
| 6 | XK0.021.307 | CUSCINETTO RULLI OBLIQUI 21-307 | ROLLER BEARING 21-307 | 1 | |
| 7 | X50.113.000 | DISTANZIALE TENUTA LATO VENTOLA | SPACER | 1 | |
| 8 | XI0.080.000 | ANELLO ELASTICO INTERNO D.80 | INTERNAL D.80 CIRCLIP | 1 | |
| 9 | XL.10.08.40 | CHIAVETTA 10x8x40 | FEATHER KEY 10x8x40 | 1 | |
| 10 | X50.114.000 | DISTANZIALE PER TENUTA LATO PULEGGIA | SPACER | 1 | |
| 11 | X20.789.000 | GOMITO 90° TUBO DI CARICO OLIO | MALE/FEMALE 90° ELBOW | 1 | |
| 12 | X50.115.000 | COPERCHIETTO LATO VENTOLA | DUST COVER | 1 | |
| 13 | X20.820.000 | RONDELLA BLOCCAGGIO VENTOLA | WASHER | 1 | |
| 14 | XDA.022.0BF | DADO ESAGONALE M22 AUTOBLOCCANTE | SELF-LOCKING NUT M22 x 1,5 | 1 | |
| 15 | X05.746.000 | PULEGGIA COMANDO POMPA D.82 2x3V | PULLEY FOR PUMP D.82 2x3V | 1 | |
| 16 | XSE.006.020 | SPINA ELASTICA D.6x20 | SPRING PIN D.6x20 | 1 | |
| 17 | XRP.010.040 | RONDELLA PIANA D.10 X 40 | WASHER D.10 X 40 | 1 | |
| 18 | XRP.010.028 | RONDELLA PIANA D. 10 X 28 | WASHER D. 10 X 28 | 1 | |
| 19 | XTE.010.025FT | VITE TE M10x25 | BOLT TE M10x25 | 1 | |



X50.124.000 NORMAL

| N° | Doc. Number | Titolo | Title | Q.tà | Note |
|----|-------------|---|--|------|------|
| 1 | X50.123.000 | SUPPORTO OLIO 50 - PUL. D.64,5 DISINNESTO | FAN SUPPORT WITH SHAFT - PUL D.64,5 DISENGANGEMENT | 1 | |
| 2 | X05.707.000 | TENDICINGHIA AUTOMATICO COMPLETO | AUTOMATIC BELT STRETCHER | 1 | |

X50.127.000 SUPER

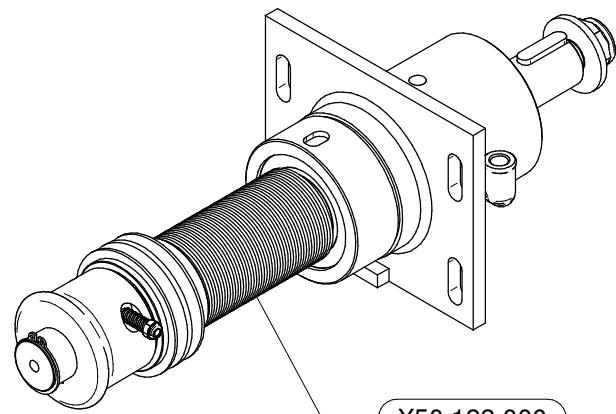
| N° | Doc. Number | Titolo | Title | Q.tà | Note |
|----|-------------|--|--|------|------|
| 1 | X50.126.000 | SUPPORTO OLIO 50 - PUL. D. 60 DISINNESTO | FAN SUPPORT WITH SHAFT -PUL D. 60 DISENGANGEMENT | 1 | |
| 2 | X05.707.000 | TENDICINGHIA AUTOMATICO COMPLETO | AUTOMATIC BELT STRETCHER | 1 | |

X50.125.000 NORMAL

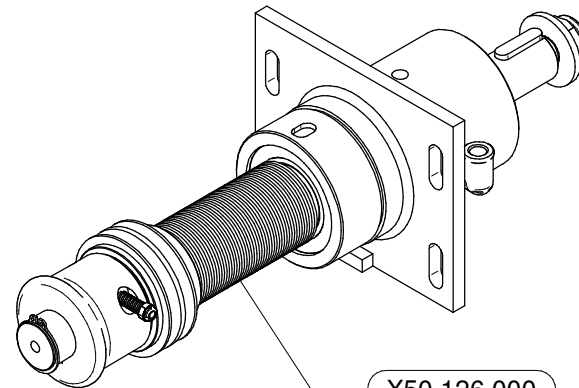
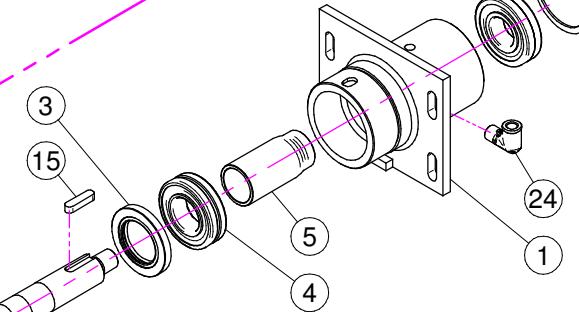
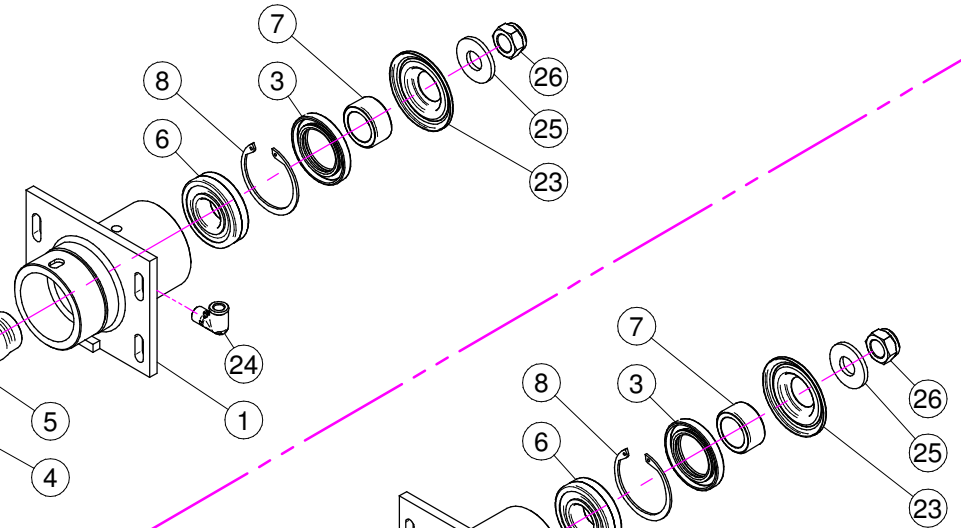
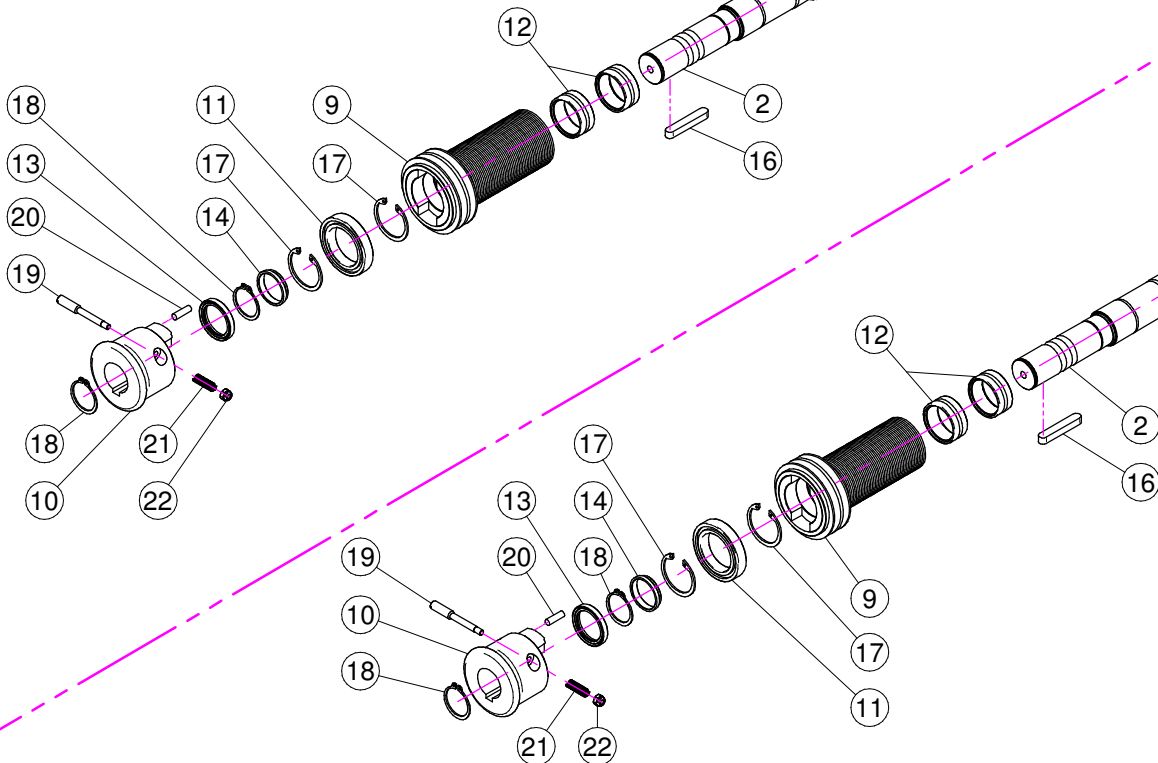
| N° | Doc. Number | Titolo | Title | Q.tà | Note |
|----|-------------|---|--|------|------|
| 1 | X50.123.000 | SUPPORTO OLIO 50 - PUL. D.64,5 DISINNESTO | FAN SUPPORT WITH SHAFT - PUL D.64,5 DISENGANGEMENT | 1 | |
| 2 | X05.707.001 | TENDICINGHIA AUTOMATICO COMPLETO | AUTOMATIC BELT STRETCHER | 1 | |

X50.128.000 SUPER

| N° | Doc. Number | Titolo | Title | Q.tà | Note |
|----|-------------|--|--|------|------|
| 1 | X50.126.000 | SUPPORTO OLIO 50 - PUL. D. 60 DISINNESTO | FAN SUPPORT WITH SHAFT -PUL D. 60 DISENGANGEMENT | 1 | |
| 2 | X05.707.001 | TENDICINGHIA AUTOMATICO COMPLETO | AUTOMATIC BELT STRETCHER | 1 | |



X50.123.000
NORMAL



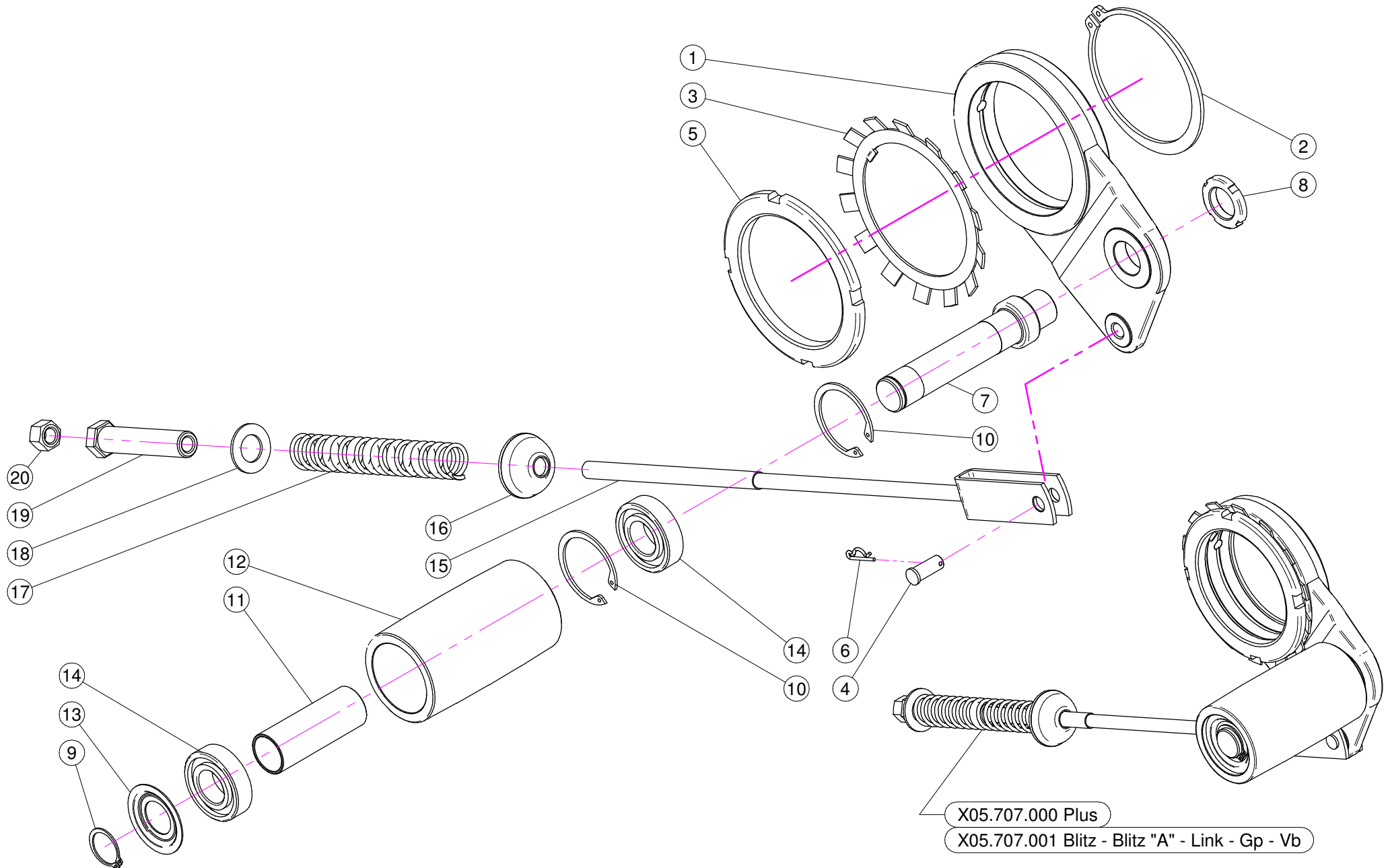
X50.126.000
SUPER

X50.123.000 NORMAL

| N° | Doc. Number | Titolo | Title | Q.tà | Note |
|----|----------------|--------------------------------------|---------------------------------|------|------|
| 1 | X50.110.000 | SUPPORTO VENTILATORE NUDO | NUDE FAN SUPPORT | 1 | |
| 2 | X50.111.000 | ALBERO VENTILATORE | SHAFT | 1 | |
| 3 | XBASL.50.80.10 | ANELLO DI TENUTA IN VITON (50-80-10) | VITON LIP SEALS -IEL (50-80-10) | 2 | |
| 4 | XK0.022.208 | CUSCINETTO RULLI OBLIQUI 22-208 | ROLLER BEARING 22-208 | 1 | |
| 5 | X50.112.000 | DISTANZIALE SUPP. VENTILATORE "OLIO" | SPACER | 1 | |
| 6 | XK0.021.307 | CUSCINETTO RULLI OBLIQUI 21-307 | ROLLER BEARING 21-307 | 1 | |
| 7 | X50.113.000 | DISTANZIALE TENUTA LATO VENTOLA | SPACER | 1 | |
| 8 | XI0.080.000 | ANELLO ELASTICO INTERNO D.80 | INTERNAL D.80 CIRCLIP | 1 | |
| 9 | X05.968.064,5 | PULEGGIA D. 64,5 J 50 PER DISINNESTO | PULLEY D.64,5 J50 | 1 | |
| 10 | X05.641.000 | DISINNESTO NUDO | NUDE DISENGAGEMENT | 1 | |
| 11 | XK0.061.807.EE | CUSCINETTO 61807-EE | BEARING 61.807-EE | 1 | |
| 12 | XK0.HK4.020.EE | CUSCINETTO A RULLINI SENZA GABBIA | NEEDLE BEARING WITHOUT CAGE | 2 | |
| 13 | XBASL.35.47.07 | ANELLO DI TENUTA 35 x 47 x 7 | LIP SEAL 35 x 47 x 7 | 1 | |
| 14 | X05.642.000 | DISTANZIALE PULEGGIA DISINNESTO | SPACER | 1 | |
| 15 | XL.10.08.40 | CHIAVETTA 10x8x40 | FEATHER KEY 10x8x40 | 1 | |
| 16 | XL.10.08.60 | CHIAVETTA BLOCCAGGIO 10x8x60 | FEATHER KEY 10x8x60 | 1 | |
| 17 | XI0.047.000 | ANELLO ELASTICO INTERNO D.47 | INTERNAL D.47 CIRCLIP | 2 | |
| 18 | XE0.035.000 | ANELLO ELASTICO ESTERNO D.35 | EXTERNAL D.35 CIRCLIP | 2 | |
| 19 | X04.705.000 | PULSANTE PER DISINNESTO | PUSH FOR DISENGAGEMENT | 1 | |
| 20 | X04.881.022,5 | AMMORTIZZATORE CILINDRICO DISINNESTO | VULCOLAN RELEASE SHOCK | 4 | |
| 21 | X02.502.001 | MOLLA A COMPRESSIONE | SPRING | 1 | |
| 22 | XDA.006.0AG | DADO AUTOBLOCCANTE M6 ALTO PG | SELF-LOCKING NUT - HIGH M6 | 1 | |
| 23 | X50.115.000 | COPERCHIETTO LATO VENTOLA | DUST COVER | 1 | |
| 24 | X20.789.000 | GOMITO 90° TUBO DI CARICO OLIO | MALE/FEMALE 90° ELBOW | 1 | |
| 25 | X20.820.000 | RONDELLA BLOCCAGGIO VENTOLA | WASHER | 1 | |
| 26 | XDA.022.0BF | DADO ESAGONALE M22 AUTOBLOCCANTE | SELF-LOCKING NUT M22 x 1,5 | 1 | |

X50.126.000 SUPER

| N° | Doc. Number | Titolo | Title | Q.tà | Note |
|----|----------------|--------------------------------------|---------------------------------|------|------|
| 1 | X50.110.000 | SUPPORTO VENTILATORE NUDO | NUDE FAN SUPPORT | 1 | |
| 2 | X50.111.000 | ALBERO VENTILATORE | SHAFT | 1 | |
| 3 | XBASL.50.80.10 | ANELLO DI TENUTA IN VITON (50-80-10) | VITON LIP SEALS -IEL (50-80-10) | 2 | |
| 4 | XK0.022.208 | CUSCINETTO RULLI OBLIQUI 22-208 | ROLLER BEARING 22-208 | 1 | |
| 5 | X50.112.000 | DISTANZIALE SUPP. VENTILATORE "OLIO" | SPACER | 1 | |
| 6 | XK0.021.307 | CUSCINETTO RULLI OBLIQUI 21-307 | ROLLER BEARING 21-307 | 1 | |
| 7 | X50.113.000 | DISTANZIALE TENUTA LATO VENTOLA | SPACER | 1 | |
| 8 | XI0.080.000 | ANELLO ELASTICO INTERNO D.80 | INTERNAL D.80 CIRCLIP | 1 | |
| 9 | X05.968.060 | PULEGGIA D. 60 J PER DISINNESTO | PULLEY D.60 J | 1 | |
| 10 | X05.641.000 | DISINNESTO NUDO | NUDE DISENGAGEMENT | 1 | |
| 11 | XK0.061.807.EE | CUSCINETTO 61807-EE | BEARING 61.807-EE | 1 | |
| 12 | XK0.HK4.020.EE | CUSCINETTO A RULLINI SENZA GABBIA | NEEDLE BEARING WITHOUT CAGE | 2 | |
| 13 | XBASL.35.47.07 | ANELLO DI TENUTA 35 x 47 x 7 | LIP SEAL 35 x 47 x 7 | 1 | |
| 14 | X05.642.000 | DISTANZIALE PULEGGIA DISINNESTO | SPACER | 1 | |
| 15 | XL.10.08.40 | CHIAVETTA 10x8x40 | FEATHER KEY 10x8x40 | 1 | |
| 16 | XL.10.08.60 | CHIAVETTA BLOCCAGGIO 10x8x60 | FEATHER KEY 10x8x60 | 1 | |
| 17 | XI0.047.000 | ANELLO ELASTICO INTERNO D.47 | INTERNAL D.47 CIRCLIP | 2 | |
| 18 | XE0.035.000 | ANELLO ELASTICO ESTERNO D.35 | EXTERNAL D.35 CIRCLIP | 2 | |
| 19 | X04.705.000 | PULSANTE PER DISINNESTO | PUSH FOR DISENGAGEMENT | 1 | |
| 20 | X04.881.022,5 | AMMORTIZZATORE CILINDRICO DISINNESTO | VULCOLAN RELEASE SHOCK | 4 | |
| 21 | X02.502.001 | MOLLA A COMPRESSIONE | SPRING | 1 | |
| 22 | XDA.006.0AG | DADO AUTOBLOCCANTE M6 ALTO PG | SELF-LOCKING NUT - HIGH M6 | 1 | |
| 23 | X50.115.000 | COPERCHIETTO LATO VENTOLA | DUST COVER | 1 | |
| 24 | X20.789.000 | GOMITO 90° TUBO DI CARICO OLIO | MALE/FEMALE 90° ELBOW | 1 | |
| 25 | X20.820.000 | RONDELLA BLOCCAGGIO VENTOLA | WASHER | 1 | |
| 26 | XDA.022.0BF | DADO ESAGONALE M22 AUTOBLOCCANTE | SELF-LOCKING NUT M22 x 1,5 | 1 | |

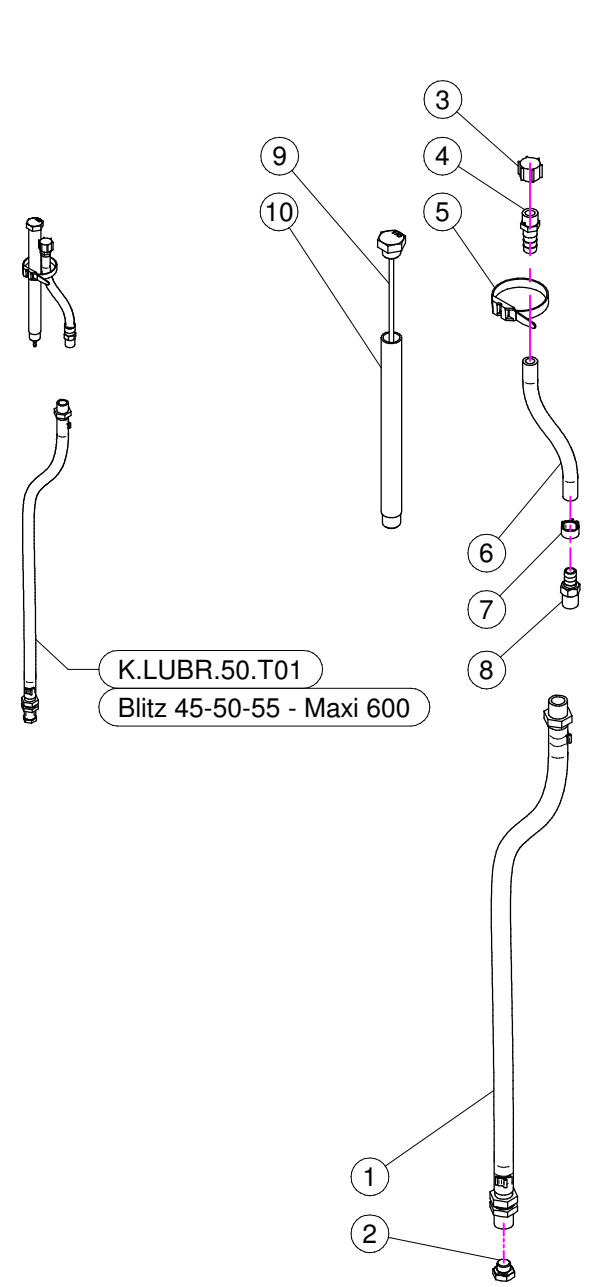
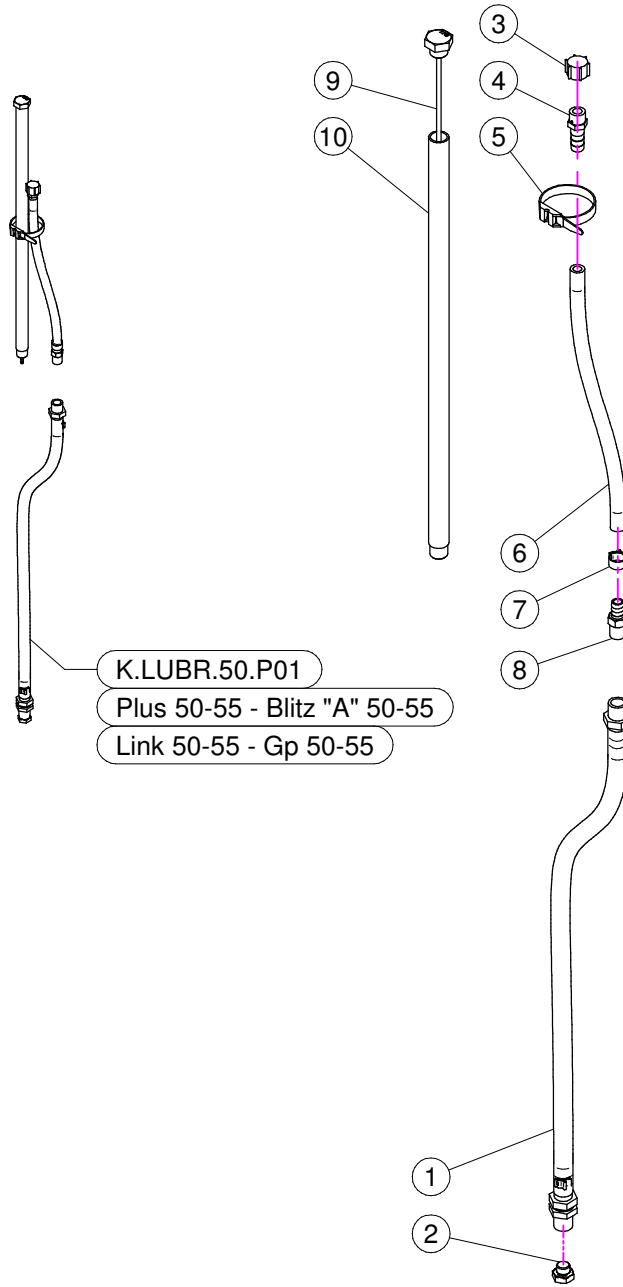
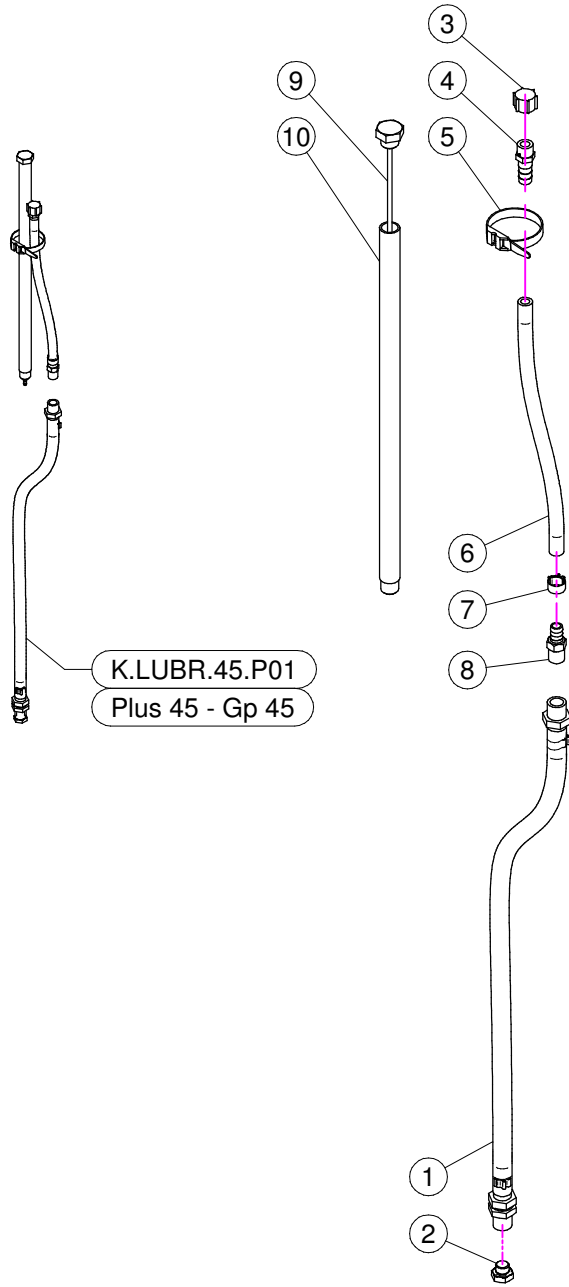


X05.707.000 PLUS

| N° | Doc. Number | Titolo | Title | Q.tà | Note |
|----|--------------|--|-------------------------|------|------|
| 1 | X05.696.000 | SUPPORTO PER TENDICINGHIA AUTOMATICO | IDLER SUPPORT | 1 | |
| 2 | XE0.100.000 | ANELLO ELASTICO ESTERNO D.100 | EXTERNAL D. 100 CIRCLIP | 1 | |
| 3 | XMB.020.000 | ROSETTA DI SICUREZZA MB 20 | TOOTH LOCK WASHER | 1 | |
| 4 | X04.593.000 | PERNO FORCELLA TENDICINGHIA | PIN | 1 | |
| 5 | X05.704.000 | GHIERA DI REGISTRO M100 X 2 | REGISTER NUT | 1 | |
| 6 | X00.100.002 | COPIGLIA | CLIP | 1 | |
| 7 | X05.697.000 | PERNO TENDICINGHIA AUTOMATICO | PIVOT | 1 | |
| 8 | XKM.005.000 | GHIERA KM5 | NUT KM5 | 1 | |
| 9 | XE0.025.000 | ANELLO ELASTICO ESTERNO D. 25 | EXTERNAL D. 25 CIRCLIP | 1 | |
| 10 | XI0.052.000 | ANELLO ELASTICO INTERNO D. 52 | INTERNAL D. 52 CIRCLIP | 2 | |
| 11 | X05.631.101 | DISTANZIALE TENDICINGHIA AUTOMATICO | SPACER | 1 | |
| 12 | X05.630.000 | RULLO PER TENDICINGHIA AUTOMATICO | ROLLER | 1 | |
| 13 | X04.585.000 | COPERCHIO PARAPOLVERE TENDICINGHIA | ANTI - DUST COVER | 1 | |
| 14 | XK6.205.2RS | CUSCINETTO 6205-2RS | ROLLER BEARING 6205-2RS | 2 | |
| 15 | X05.726.000 | FORCELLA TENSIONE TENDICINGHIA | BELT STRETCHER FORK | 1 | ★ |
| 16 | X20.260.000 | RONDELLA BOMBATA D.12 PER TENDICINGHIA | SPECIAL WASHER D.12 | 1 | |
| 17 | X04.093.000 | MOLLA TENDICINGHIA AUTOMATICO | SPRING | 1 | |
| 18 | XRP.019.000 | RONDELLA PIANA D.19 6592 | WASHER D.19 | 1 | |
| 19 | X04.583.000 | VITE SPECIALE MOLLA TENDICINGHIA | SPECIAL SCREW | 1 | |
| 20 | XD0.12.5587G | DADO M12 PG UNI 5587 | M12 NUT | 1 | |

X05.707.001 BLITZ - BLITZ "A" - LINK - GP - VB

| N° | Doc. Number | Titolo | Title | Q.tà | Note |
|----|--------------|--|-------------------------|------|------|
| 1 | X05.696.000 | SUPPORTO PER TENDICINGHIA AUTOMATICO | IDLER SUPPORT | 1 | |
| 2 | XE0.100.000 | ANELLO ELASTICO ESTERNO D.100 | EXTERNAL D. 100 CIRCLIP | 1 | |
| 3 | XMB.020.000 | ROSETTA DI SICUREZZA MB 20 | TOOTH LOCK WASHER | 1 | |
| 4 | X04.593.000 | PERNO FORCELLA TENDICINGHIA | PIN | 1 | |
| 5 | X05.704.000 | GHIERA DI REGISTRO M100 X 2 | REGISTER NUT | 1 | |
| 6 | X00.100.002 | COPIGLIA | CLIP | 1 | |
| 7 | X05.697.000 | PERNO TENDICINGHIA AUTOMATICO | PIVOT | 1 | |
| 8 | XKM.005.000 | GHIERA KM5 | NUT KM5 | 1 | |
| 9 | XE0.025.000 | ANELLO ELASTICO ESTERNO D. 25 | EXTERNAL D. 25 CIRCLIP | 1 | |
| 10 | XI0.052.000 | ANELLO ELASTICO INTERNO D. 52 | INTERNAL D. 52 CIRCLIP | 2 | |
| 11 | X05.631.101 | DISTANZIALE TENDICINGHIA AUTOMATICO | SPACER | 1 | |
| 12 | X05.630.000 | RULLO PER TENDICINGHIA AUTOMATICO | ROLLER | 1 | |
| 13 | X04.585.000 | COPERCHIO PARAPOLVERE TENDICINGHIA | ANTI - DUST COVER | 1 | |
| 14 | XK6.205.2RS | CUSCINETTO 6205-2RS | ROLLER BEARING 6205-2RS | 2 | |
| 15 | X05.653.000 | FORCELLA TENSIONE TENDICINGHIA | BELT TRETCHER FORK | 1 | ★ |
| 16 | X20.260.000 | RONDELLA BOMBATA D.12 PER TENDICINGHIA | SPECIAL WASHER D.12 | 1 | |
| 17 | X04.093.000 | MOLLA TENDICINGHIA AUTOMATICO | SPRING | 1 | |
| 18 | XRP.019.000 | RONDELLA PIANA D.19 6592 | WASHER D.19 | 1 | |
| 19 | X04.583.000 | VITE SPECIALE MOLLA TENDICINGHIA | SPECIAL SCREW | 1 | |
| 20 | XD0.12.5587G | DADO M12 PG UNI 5587 | M12 NUT | 1 | |



K.LUBR.45.P01 (Plus 45 - Gp 45)

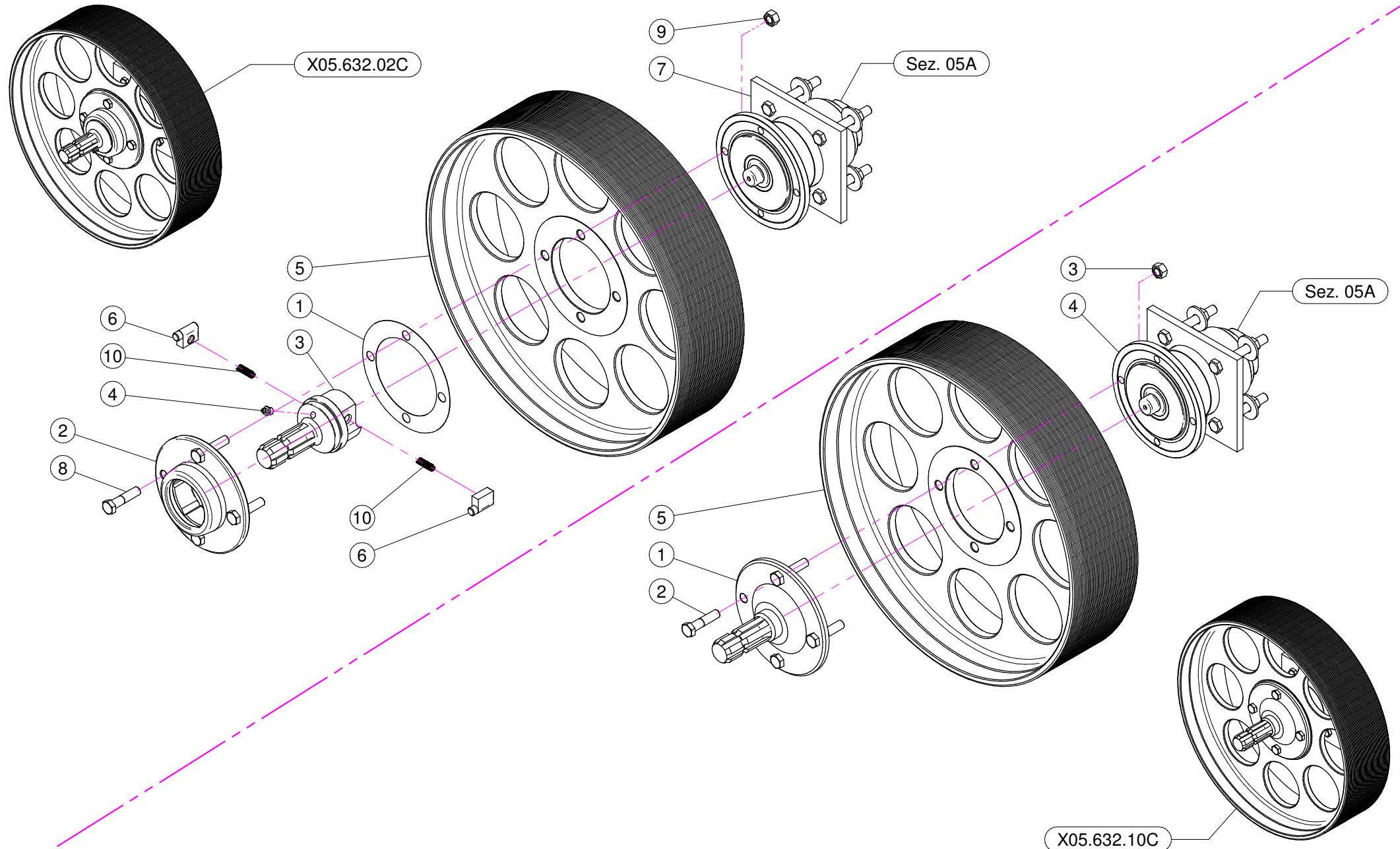
| N° | Doc. Number | Titolo | Title | Q.tà | Note |
|----|---------------|--|--|------|------|
| 1 | X20.790.000 | TUBO DI SCARICO OLIO 3/8" CIL. - 3/8" CON. | DRAIN PIPE 3/8" | 1 | |
| 2 | X40.266.000 | TAPPO SCARICO OLIO M12x1,5 | OIL EXHAUSTPLUG | 1 | |
| 3 | X02.013.000 | TAPPO CIMA G 1/4" F. | PLUG G 1/4" | 1 | |
| 4 | X00.414.100 | PORTAGOMMA D.11 1/4" M. FORATO | STRAIGHT HOSE D.11 1/4" WITH BLEED | 1 | |
| 5 | X02.355.000 | FASCETTA D'ASSEMBLAGGIO 235 mm | NYLON ASSEMBLY CLAMP | 1 | |
| 6 | X02.217.250 | TUBO D. 8x13 L= 250 | HOSE D. 8x13 L= 250 | 1 | |
| 7 | XFC.014,5.016 | FASCETTA COBRA SLO30716 | KOBRA CLAMP | 1 | |
| 8 | X20.792.000 | PORTAGOMMA D.11 G 1/4" M. PER SFIATO | STRAIGHT HOSE D.11 G 1/4" FOR BREATHER | 1 | |
| 9 | X40.265.000 | TAPPO CON ASTA LIVELLO OLIO L=405 | FILLING PLUG WITH DIPSTICK L=405 | 1 | |
| 10 | X40.273.000 | TUBO CARICAMENTO L=391 | FILLING PIPE L=391 | 1 | |

K.LUBR.50.P01 (Plus 50-55 - Blitz "A" 50-55 - Link 50-55 - Gp 50-55)

| N° | Doc. Number | Titolo | Title | Q.tà | Note |
|----|---------------|--|--|------|------|
| 1 | X20.790.000 | TUBO DI SCARICO OLIO 3/8" CIL. - 3/8" CON. | DRAIN PIPE 3/8" | 1 | |
| 2 | X40.266.000 | TAPPO SCARICO OLIO M12x1,5 | OIL EXHAUSTPLUG | 1 | |
| 3 | X02.013.000 | TAPPO CIMA G 1/4" F. | PLUG G 1/4" | 1 | |
| 4 | X00.414.100 | PORTAGOMMA D.11 1/4" M. FORATO | STRAIGHT HOSE D.11 1/4" WITH BLEED | 1 | |
| 5 | X02.355.000 | FASCETTA D'ASSEMBLAGGIO 235 mm | NYLON ASSEMBLY CLAMP | 1 | |
| 6 | X02.217.025 | TUBO D. 8x13 L= 250 | HOSE D. 8x13 L= 250 | 1 | |
| 7 | XFC.014,5.016 | FASCETTA COBRA SLO30716 | KOBRA CLAMP | 1 | |
| 8 | X20.792.000 | PORTAGOMMA D.11 G 1/4" M. PER SFIATO | STRAIGHT HOSE D.11 G 1/4" FOR BREATHER | 1 | |
| 9 | X50.116.000 | TAPPO CON ASTA LIVELLO OLIO L=465 | FILLING PLUG WITH DIPSTICK | 1 | |
| 10 | X50.122.000 | TUBO DI CARICO OLIO L=451 | FILLING PIPE L=451 | 1 | |

K.LUBR.50.T01 (Blitz 45-50-55 - Maxi 600)

| N° | Doc. Number | Titolo | Title | Q.tà | Note |
|----|---------------|--|--|------|------|
| 1 | X20.790.000 | TUBO DI SCARICO OLIO 3/8" CIL. - 3/8" CON. | DRAIN PIPE 3/8" | 1 | |
| 2 | X40.266.000 | TAPPO SCARICO OLIO M12x1,5 | OIL EXHAUSTPLUG | 1 | |
| 3 | X02.013.000 | TAPPO CIMA G 1/4" F. | PLUG G 1/4" | 1 | |
| 4 | X00.414.100 | PORTAGOMMA D.11 1/4" M. FORATO | STRAIGHT HOSE D.11 1/4" WITH BLEED | 1 | |
| 5 | X02.355.000 | FASCETTA D'ASSEMBLAGGIO 235 mm | NYLON ASSEMBLY CLAMP | 1 | |
| 6 | X02.217.015 | TUBO D. 8x13 L= 150 | HOSE D. 8x13 L= 150 | 1 | |
| 7 | XFC.014,5.016 | FASCETTA COBRA SLO30716 | KOBRA CLAMP | 1 | |
| 8 | X20.792.000 | PORTAGOMMA D.11 G 1/4" M. PER SFIATO | STRAIGHT HOSE D.11 G 1/4" FOR BREATHER | 1 | |
| 9 | X40.269.000 | TAPPO CON ASTA LIVELLO L=215 | FILLIG PLUG WITH DIPSTICK L=215 | 1 | |
| 10 | X40.272.000 | TUBO CARICAMENTO L=201 | FILLING PIPE L=201 | 1 | |

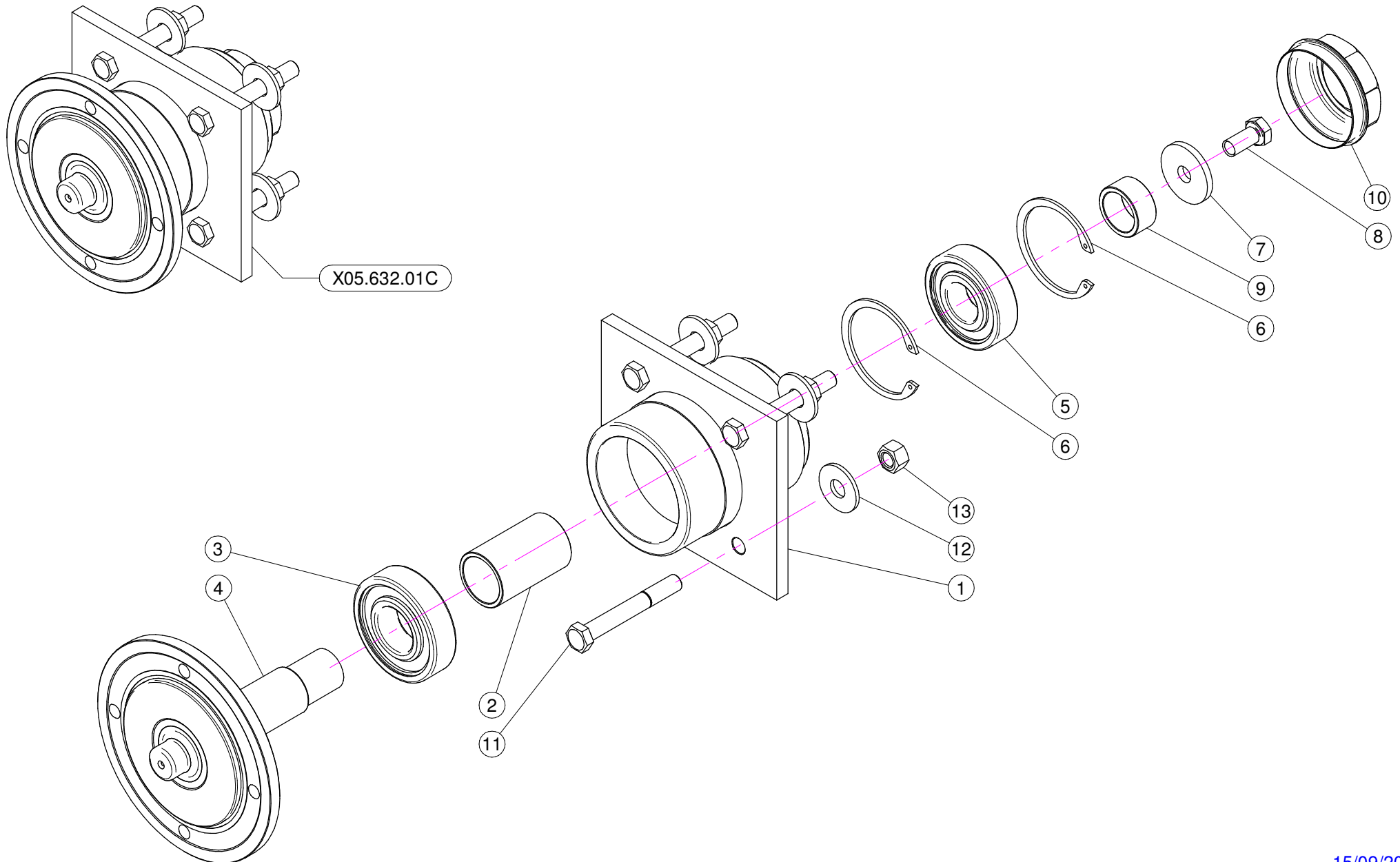


X05.632.02C

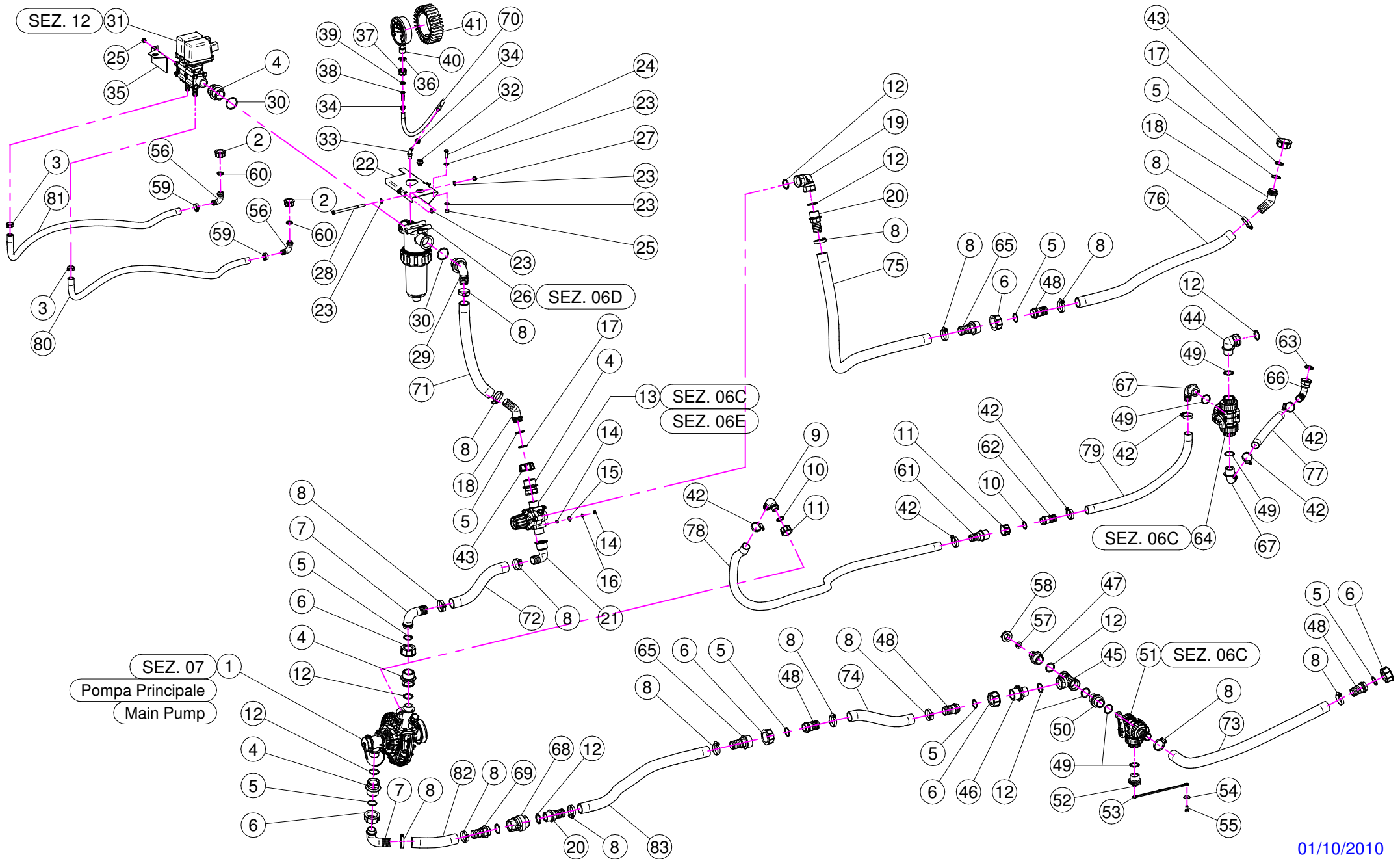
| N° | Doc. Number | Titolo | Title | Q.tà | Note |
|----|--------------|------------------------------|-----------------------|------|------|
| 1 | X04.719.000 | GUARNIZIONE RUOTA LIBERA | GASKET | 1 | |
| 2 | X04.066.000 | CORPO ESTERNO RUOTA LIBERA | BODY | 1 | |
| 3 | X03.701.000 | ROTORE RUOTA LIBERA | ROTOR | 1 | |
| 4 | XID.010.001 | INGRASSATORE DIRITTO M10X1 | GREASE NIPPLE | 1 | |
| 5 | X00.480.J50 | PULEGGIA DIAM. 480 J 50 | PULLEY DIAM. 480 J 50 | 1 | |
| 6 | X02.502.002 | MARTELLETTO RUOTA LIBERA | PIN | 2 | |
| 7 | X05.632.01C | SUPPORTO INFERIORE 50 / 55 D | CLUTCH | 1 | |
| 8 | XTE.012.050F | VITE TE M12X50 | BOLT M12X50 | 4 | |
| 9 | XDO.12.5587F | DADO M12 PG 5587F | NUT M12 PG 5587F | 4 | |
| 10 | X02.502.001 | MOLLA A COMPRESSIONE | SPRING | 2 | |

X05.632.10C

| N° | Doc. Number | Titolo | Title | Q.tà | Note |
|----|--------------|------------------------------|-----------------------|------|------|
| 1 | X04.707.100 | ALBERO SCANALATO PER P.D.P. | SHAFT | 1 | |
| 2 | XTE.012.050F | VITE TE M12X50 | BOLT M12X50 | 4 | |
| 3 | XDO.12.5587F | DADO M12 PG 5587F | NUT M12 PG 5587F | 4 | |
| 4 | X05.632.01C | SUPPORTO INFERIORE 50 / 55 D | CLUTCH | 1 | |
| 5 | X00.480.J50 | PULEGGIA DIAM. 480 J 50 | PULLEY DIAM. 480 J 50 | 1 | |

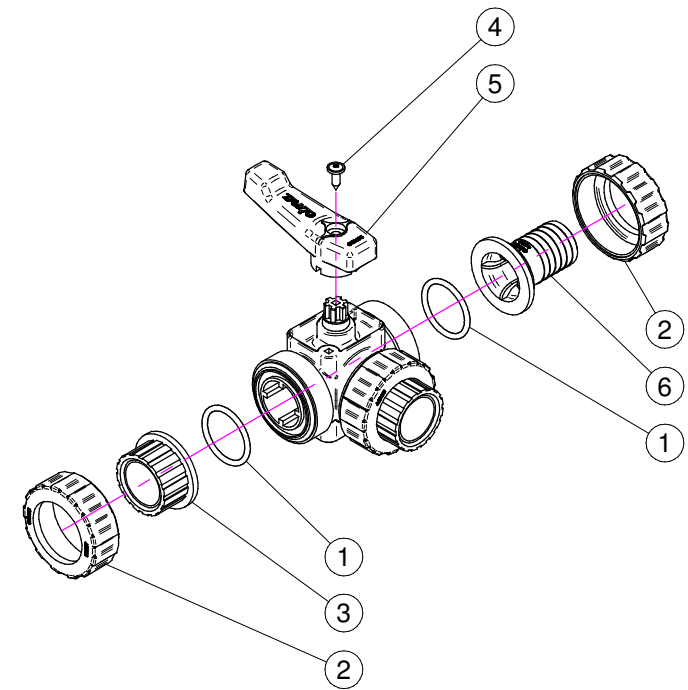
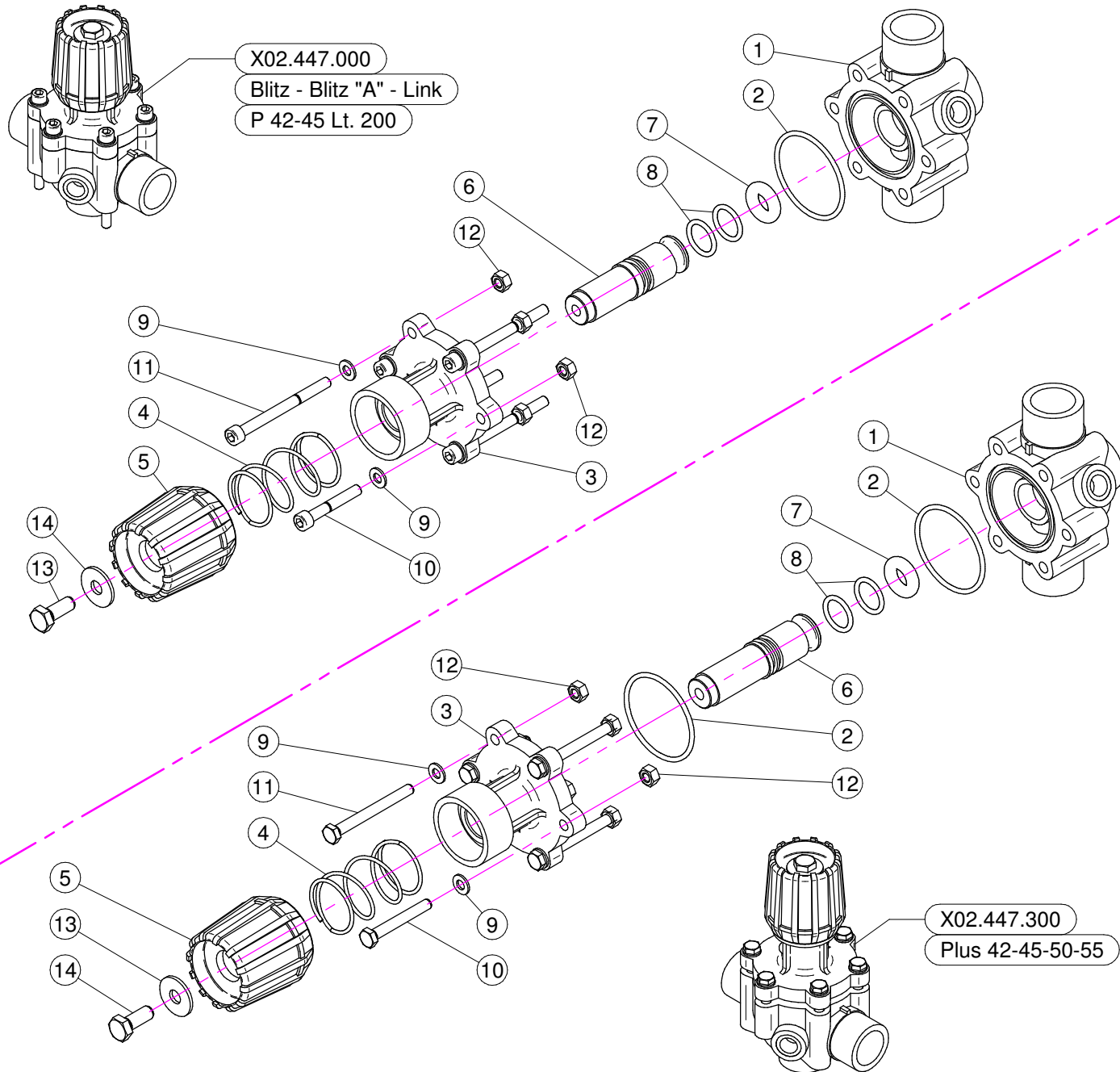


| N° | Doc. Number | Titolo | Title | Q.tà | Note |
|----|---------------|--|----------------------------------|------|------|
| 1 | X05.632.000 | SUPPORTO INFERIORE | LOWER SUPPORT | 1 | |
| 2 | X04.565.000 | DISTANZIALE PER ALBERO INFERIORE | LOWER SHAFT SPACING BAR | 1 | |
| 3 | XK6.307.2RS | CUSCINETTO | BEARING | 1 | |
| 4 | X04.589.000 | ALBERO INFERIORE | LOWER SHAFT | 1 | |
| 5 | XK6.306.2RS | CUSCINETTO | BEARING | 1 | |
| 6 | XI0.072.000 | ANELLO ELASTICO INTERNO D.72 | SPACING BAR | 2 | |
| 7 | X20.810.000 | RONDELLA SPECIALE PER SUPPORTO INFERIORE | SPECIAL WASHER FOR LOWER SUPPORT | 1 | |
| 8 | XTE.012.025FT | VITE TE 12X25 | BOLT TE M12X1.25 | 1 | |
| 9 | X04.590.000 | DISTANZIALE PER ALBERO INFERIORE | SPACER | 1 | |
| 10 | X04.555.001 | COPERCHIETTO DI CHIUSURA | COVER | 1 | |
| 11 | XTE.012.090 | VITE TE M12 x 90 | SCREW TE M12 x 90 | 4 | |
| 12 | XRP.012.036 | RONDELLA PIANA D12 X 36 | WASHER D12 X 36 | 4 | |
| 13 | XD0.12.5587G | DADO M12 PG UNI 5587 | M12 NUT | 4 | |



| N° | Doc. Number | Titolo | Title | Q.tà | Note |
|----|---------------|--|----------------------------------|------|------|
| 1 | X02.157.073 | POMPA COMPLETA | PUMP | 1 | |
| 2 | X00.055.045 | GIRELLO 3/4" GAS | 3/4" FLY NUT | 2 | |
| 3 | XFC.021.5.023 | FASCETTA COBRA 21,5 - 23 | KOBRA CLAMP 21,5 - 23 | 2 | |
| 4 | X02.374.000 | RIDUZIONE M/F 1"F / 1"1/4M | M. / F. 1"F / 1"1/4M REDUCTION | 4 | |
| 5 | XOR.003.112 | OR D.28,24x2,62 | O-RING D.28,24x2,62 | 8 | |
| 6 | X00.058.006 | GIRELLO 1" 1/4 GAS | 1" 1/4 FLY NUT | 6 | |
| 7 | X00.058.004 | RACCORDO CURVO P.G. D.30 | D.30 HOSETAIL | 2 | |
| 8 | XF0.025.040I | FASCETTA A VITE 25/40 W4 INOX | STAINLESS STEEL CLIP | 16 | |
| 9 | X00.055.037 | RACCORDO CURVO P.G. D.25 | D.25 HOSETAIL | 1 | |
| 10 | XOR.000.132 | OR D.23,81 x 2,62 | 23,81 x 2,62 O-RING GASKET | 2 | |
| 11 | X00.055.24.2 | GIRELLO 1" GAS | 1" FLY NUT | 2 | |
| 12 | XOR.004.118 | OR D.29,75 x 3,53 | 29,75 x 3,53 O-RING GASKET | 10 | |
| 13 | X02.447.000 | VALVOLA A 3 VIE | 3 WAY VALVE | 1 | |
| 14 | XD0.06.5588G | DADO M6 | NUT M6 | 8 | |
| 15 | XRP.006.018 | RONDELLA PIANA D. 6x18 | WASHER D.6x18 | 4 | |
| 16 | XRP.006.000 | RONDELLA PIANA D. 6 | WASHER D.6 | 4 | |
| 17 | XOR.003.106 | OR D.26.65x2.62 | O-RING D.26.65x2.62 | 2 | |
| 18 | X02.339.000 | RACCORDO CURVO A 45° CON P.G. D.30 | 45° HOSETAIL | 2 | |
| 19 | X02.291.000 | RACCORDO CURVO 1" FEMMINA | FEMALE HOSETAIL THREAD 1" | 1 | |
| 20 | X00.422.000 | RACCORDO DIRITTO PG 30 FIL.1" GAS | MALE CONNECTOR RH 30 1" GAS | 2 | |
| 21 | X00.458.000 | RACCORDO CURVO PG 30 1" GAS F. | ELBOW UNION FEM. | 1 | |
| 22 | X20.424.300 | STAFFA DI FISSAGGIO GR. DI REGOLAZIONE | BRACKET FOR REGULATION GROUP | 1 | |
| 23 | XRP.008.000 | RONDELLA PIANA D.8 | WASHER D.8 | 10 | |
| 24 | XTE.008.025T | VITE TE M8 x 25 | SCREW TE M8 x 25 | 2 | |
| 25 | XD0.08.5588G | DADO M8 | NUT M8 | 4 | |
| 26 | X02.450.110 | FILTRO IN LINEA F. 1" 1/4 | LINE FILTER 1" 1/4 FEMALE | 1 | |
| 27 | XDA.008.0AG | DADO AUTOBLOCCANTE M8 | SELF LOCKING NUT M8 | 2 | |
| 28 | XTE.008.130 | VITE TE M8 x 130 | SCREW M8 x 130 | 2 | |
| 29 | X02.422.000 | RACCORDO CURVO A 90° CON P.G. D.30 | 90° ELBOW UNION MIT R.H. D.30 | 1 | |
| 30 | XOR.000.144 | OR D.39,69x3,53 | O-RING D.39,69x3,53 | 2 | |
| 31 | X02.390.08C | ELETTROVALVOLE | ELECTROVALVES | 1 | |
| 32 | XTM.014.000 | TAPPO MASCHIO 1/4" | MALE PLUG 1/4" | 1 | |
| 33 | X21.084.000 | RACCORDO 90° WES 8 / R1/4 | HOSETAIL 90° WES 8 / R1/4 | 1 | |
| 34 | XFC.013.5.015 | FASCETTA COBRA SLO30710 | KOBRA CLAMP | 2 | |
| 35 | X40.304.000 | STAFFA FISSAGGIO MANOMETRO | FIXING BRACKET | 1 | |
| 36 | X24.072.000 | GHIERA IN OTTONE 1/2" | BRASS FLY NUT 1/2" | 1 | |
| 37 | X02.287.000 | GIRELLO 1/2" | FLY NUT 1/2" | 1 | |
| 38 | X02.379.020 | RACCORDO P.G. 10 SPIANATO | STRAIGHT UNION R.H. 10 | 1 | |
| 39 | X20.769.000 | GUARNIZIONE D. 19,2/11,5 X 2,5 | GASKET D. 19,2/11,5 X 2,5 | 1 | |
| 40 | X02.445.000 | MANOMETRO D.100 INOX 0-6 BAR | PRESSURE GAUGE Ø100 INOX 0-6 BAR | 1 | |
| 41 | X02.470.000 | CUFFIA PER MANOMETRO D.100 | PRESSURE GAUGE GUARD | 1 | |
| 42 | XF0.023.035I | FASCETTA A VITE 23/35 W4 INOX | STAINLESS STEEL CLIP | 6 | |

| N° | Doc. Number | Titolo | Title | Q.tà | Note |
|----|---------------|---|---------------------------------|------|------|
| 43 | X00.493.000 | GIRELLO 1" 1/4 GAS | 1" 1/4 FLY NUT | 2 | |
| 44 | X24.054.000 | RACCORDO CURVO M-F 1" | HOSETAIL M-F 1" | 1 | |
| 45 | X02.274.000 | RACCORDO FILETTATO A T 1" FEMMINA | FEMALE TESSE 1" | 1 | |
| 46 | X00.045.012 | RIDUZIONE 1" 1/4 M - 1" M | 1" 1/4 M - 1" M REDUCER NIPPLE | 1 | |
| 47 | X02.293.000 | RIDUZIONE 1" M - 3/4" M | 1" M - 3/4" M REDUCER NIPPLE | 1 | |
| 48 | X00.058.028 | RACCORDO DIRITTO PG D. 30 | STRAIGHT HOSE R.H D.30 | 4 | |
| 49 | XOR.000.508 | OR D.30 x 3 | 30 x 3 O-RING GASKET | 5 | |
| 50 | X00.055.034 | NIPPLO 1" / 1" GAS | NIPPLE 1" / 1" GAS | 1 | |
| 51 | X21.058.300 | VALVOLA 3 VIE A SFERA CON 1 PG D.30 | THREE WAYS VALVE | 1 | |
| 52 | X21.182.000 | TAPPO 1" M | PACKING 1" M | 1 | |
| 53 | X21.183.000 | STRISCIA FERMATAPPI | CAP STOP | 1 | |
| 54 | XRP.008.024 | RONDELLA PIANA LARGA D.8X24 | WASHER D.8X24 | 1 | |
| 55 | XTE.008.016T | VITE TE M8x16 | SCREW TE M8x16 | 1 | |
| 56 | X00.055.046 | RACCORDO CURVO P.G. D.17 | CURVED UNION WITH R.H. D.17 | 2 | |
| 57 | X02.030.010 | GUARNIZIONE TAPPO DISTRIBUTORE | GASKET | 1 | |
| 58 | X02.182.000 | TAPPO 3/4" FEMMINA | FEMALE 3/4" CAP | 1 | |
| 59 | XFC.023.5.025 | FASCETTA COBRA 23,5 - 25 | KOBRA CLAMP 23,5 - 25 | 2 | |
| 60 | X02.349.000 | GUARNIZIONE PIANA D.17X23X3 | 17X23X3 FLAT GASKET | 2 | |
| 61 | X02.403.000 | RACCORDO DIRITTO PG D.25 - 1" | STRAIGHT HOSE R. H D.25 - 1" | 1 | |
| 62 | X00.055.021 | RACCORDO DIRITTO PG D.25 | STRAIGHT HOSE R.H D.25 | 1 | |
| 63 | XOR.000.134 | OR D.25,8x3,53 | O-RING D.25,8x3,53 | 1 | |
| 64 | X21.058.100 | VALVOLA 3 VIE COMPLETA | THREE WAYS VALVE COMPLETE | 1 | |
| 65 | X00.423.000 | RACCORDO DIRITTO PG 30 FIL.1" 1/4 GAS | MALE CONNECTOR RH 30 1" 1/4 GAS | 2 | |
| 66 | X20.794.000 | RACCORDO CURVO 90° P.G. 25 3/4" GAS F | PIPE 90° R.H. 25 3/4" GAS F | 1 | |
| 67 | X24.068.000 | RACCORDO CURVO P.G. D.25 | D.25 HOSETAIL | 2 | |
| 68 | X21.149.000 | VALVOLA DI RITEGNO 1" F.-F. | VALVE 1" F.-F. | 1 | |
| 69 | X00.422.100 | RACCORDO DIRITTO PG 30 FIL.1" GAS TORNITO | MALE CONNECTOR RH 30 1" GAS | 1 | |
| 70 | X02.217.040 | TUBO D. 8x13 L= 400 | HOSE D. 8x13 L= 400 | 1 | |
| 71 | X20.852.042 | TUBO CON RAMINO D. 30x41 L= 420 | HOSE D. 30x41 L= 420 | 1 | |
| 72 | X20.852.030 | TUBO CON RAMINO D. 30x41 L= 300 | HOSE D. 30x41 L= 300 | 1 | |
| 73 | X20.852.090 | TUBO CON RAMINO D. 30x41 L= 900 | HOSE D. 30x41 L= 900 | 1 | |
| 74 | X20.852.040 | TUBO CON RAMINO D. 30x41 L= 400 | HOSE D. 30x41 L= 400 | 1 | |
| 75 | X20.852.092 | TUBO CON RAMINO D. 30x41 L= 920 | HOSE D. 30x41 L= 920 | 1 | |
| 76 | X20.852.062 | TUBO CON RAMINO D. 30x41 L= 620 | HOSE D. 30x41 L= 620 | 1 | |
| 77 | X20.809.021 | TUBO CON RAMINO D. 25 L= 210 | HOSE D. 25 L= 210 | 1 | |
| 78 | X20.809.140 | TUBO CON RAMINO D. 25 L= 1400 | HOSE D. 25 L= 1400 | 1 | |
| 79 | X20.809.045 | TUBO CON RAMINO D. 25 L= 450 | HOSE D. 25 L= 450 | 1 | |
| 80 | X02.211.110 | TUBO D. 16 L= 1100 | HOSE D. 16 L= 1100 | 1 | |
| 81 | X02.211.110 | TUBO D. 16 L= 1100 | HOSE D. 16 L= 1100 | 1 | |
| 82 | X20.852.020 | TUBO CON RAMINO D. 30x41 L= 200 | HOSE D. 30x41 L= 200 | 1 | |
| 83 | X20.852.120 | TUBO CON RAMINO D. 30x41 L= 1200 | HOSE D. 30x41 L= 1200 | 1 | |



BLITZ - BLITZ "A" - LINK

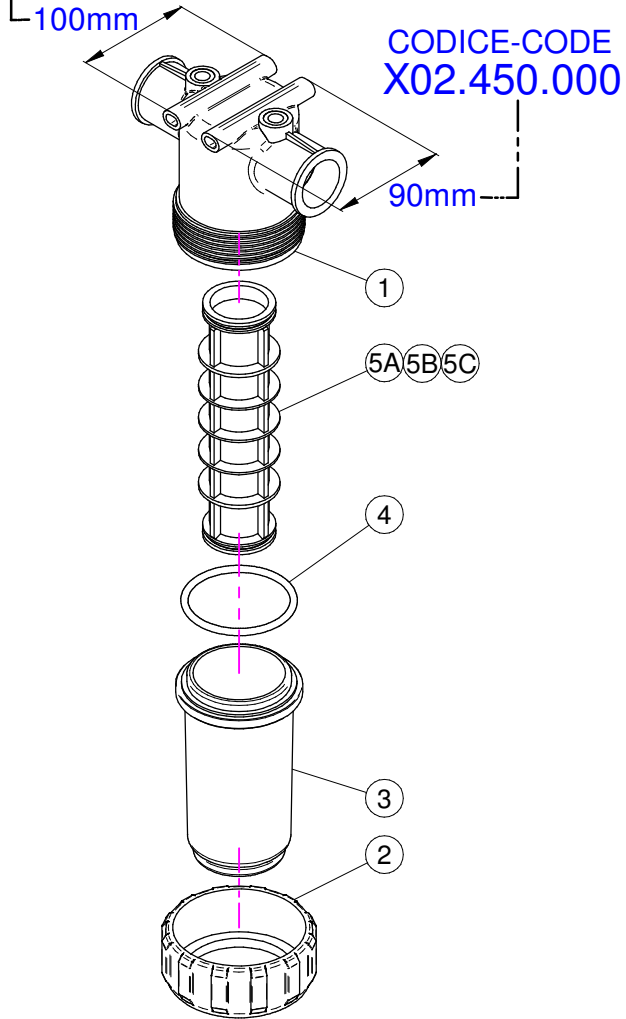
| N° | Doc. Number | Titolo | Title | Q.tà | Note |
|----|---------------|-----------------------------------|------------------------------|------|------|
| 1 | X02.447.001 | CORPO VALVOLA DI REGOLAZIONE | BODY FOR REGULATION VALVE | 1 | |
| 2 | XOR.003.193 | OR D.48,89x2,62 | O-RING GASKET 48,89x2,62 | 1 | |
| 3 | X02.447.009 | FLANGIA SUPERIORE SERRANDA | UPPER FLANGE | 1 | |
| 4 | X02.447.011 | MOLLA RECUPERO GIOCO | SPRING | 1 | |
| 5 | X02.447.010 | MANOPOLA VALVOLA | REGULATION VALVE KNOB | 1 | |
| 6 | X02.447.014 | PERNO PER REGOLATORE DI PRESSIONE | PIN | 1 | |
| 7 | X02.447.005 | OR SPECIALE PER SERRANDA 2447 | SPECIAL O-RING FOR GATE 2447 | 1 | |
| 8 | XOR.003.068 | OR D.17,12x2,62 | O-RING GASKET 17,12x2,62 | 2 | |
| 9 | XRP.006.000 | RONDELLA PIANA D. 6 | WASHER D.6 | 6 | |
| 10 | XTCE.006 .040 | VITE BRUGOLA TCE M6x40 | BOLT TCE M6x40 | 2 | |
| 11 | XTCE.006.070 | VITE BRUGOLA TCE M6x70 | BOLT TCE M6x70 | 4 | |
| 12 | XD0.06.5588G | DADO M6 | NUT M6 | 6 | |
| 13 | XTE.008.025I | VITE TE 8X25 INOX | INOX 8X25 SCREW | 1 | |
| 14 | XRP.008.024I | RONDELLA PIANA LARGA D.8X24 INOX | INOX WASHER D.8X24 | 1 | |

PLUS 42-45-50-55

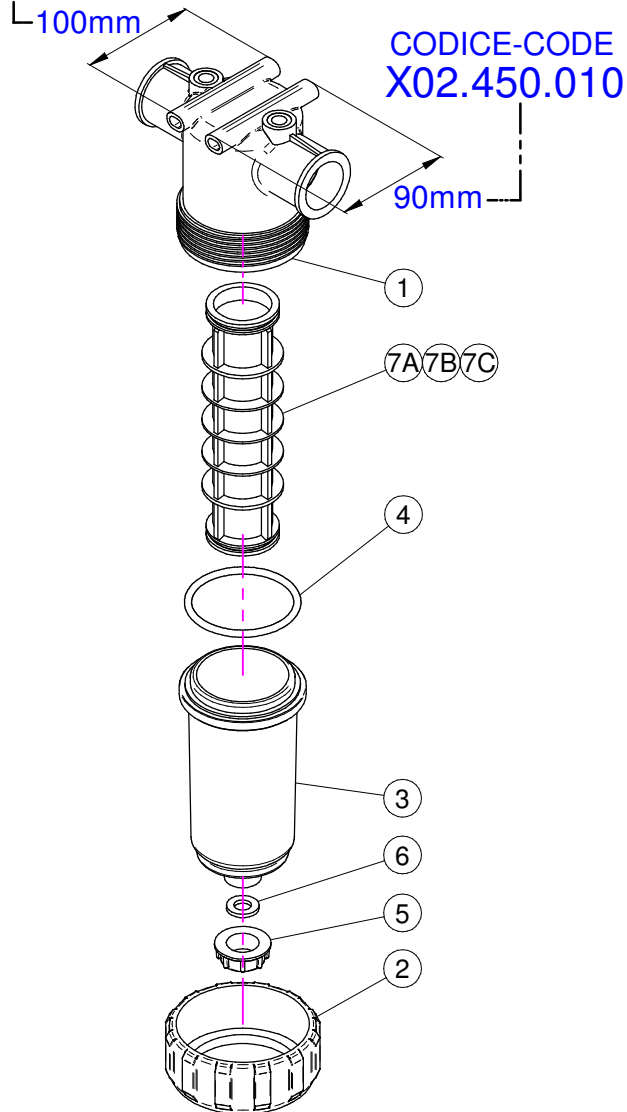
| N° | Doc. Number | Titolo | Title | Q.tà | Note |
|----|---------------|----------------------------------|------------------------------|------|------|
| 1 | X02.447.001 | CORPO VALVOLA DI REGOLAZIONE | BODY FOR REGULATION VALVE | 1 | |
| 2 | XOR.003.193 | OR D.48,89x2,62 | O-RING GASKET 48,89x2,62 | 2 | |
| 3 | X02.447.012 | FLANGIA SUPERIORE SERRANDA | UPPER FLANGE | 1 | |
| 4 | X02.447.011 | MOLLA RECUPERO GIOCO | SPRING | 1 | |
| 5 | X02.447.010 | MANOPOLA VALVOLA | REGULATION VALVE KNOB | 1 | |
| 6 | X02.447.013 | PERNO IN NYLON PER VALVOLA | VALVE PIN | 1 | |
| 7 | X02.447.005 | OR SPECIALE PER SERRANDA 2447 | SPECIAL O-RING FOR GATE 2447 | 1 | |
| 8 | XOR.003.068 | OR D.17,12x2,62 | O-RING GASKET 17,12x2,62 | 2 | |
| 9 | XRP.006.000I | RONDELLA PIANA D. 6 INOX | INOX WASHER D.6 | 6 | |
| 10 | XTE.006.045I | VITE TE M6x45 INOX | INOX M6x45 SCREW | 2 | |
| 11 | XTE.006.060I | VITE TE M6x60 INOX | INOX M6x60 TE SCREW | 4 | |
| 12 | XDO.06.5588GI | DADO M6 6S PG INOX | INOX M6 6S BIG LEAD NUT 5588 | 6 | |
| 13 | XRP.008.024I | RONDELLA PIANA LARGA D.8X24 INOX | INOX WASHER D.8X24 | 1 | |
| 14 | XTE.008.025I | VITE TE 8X25 INOX | INOX 8X25 SCREW | 1 | |

| N° | Doc. Number | Titolo | Title | Q.tà | Note |
|----|--------------|-----------------------------------|------------------------------|------|------|
| 1 | XOR.004.137 | OR D.34.52x3.53 | O-RING D.34.52x3.53 | 3 | |
| 2 | X21.058.007 | GHIERA VALVOLA 3 VIE | VALVE UNION NUT | 3 | |
| 3 | X21.058.006 | MANICOTTO VALVOLA 3 VIE | VALVE END CONNECTOR | 2 | |
| 4 | XTA.05.5.016 | VITE AUTOFILETTANTE M5,5 x 16 | SELFTHREATED SCREW M5,5 x 16 | 1 | |
| 5 | X21.058.003 | MANIGLIA VALVOLA 3 VIE | VALVE HANDLE | 1 | |
| 6 | X21.058.009 | PORTAGOMMA D.30 RUBINETTO A 3 VIE | RUBBER HOLDER D.30 | 1 | |

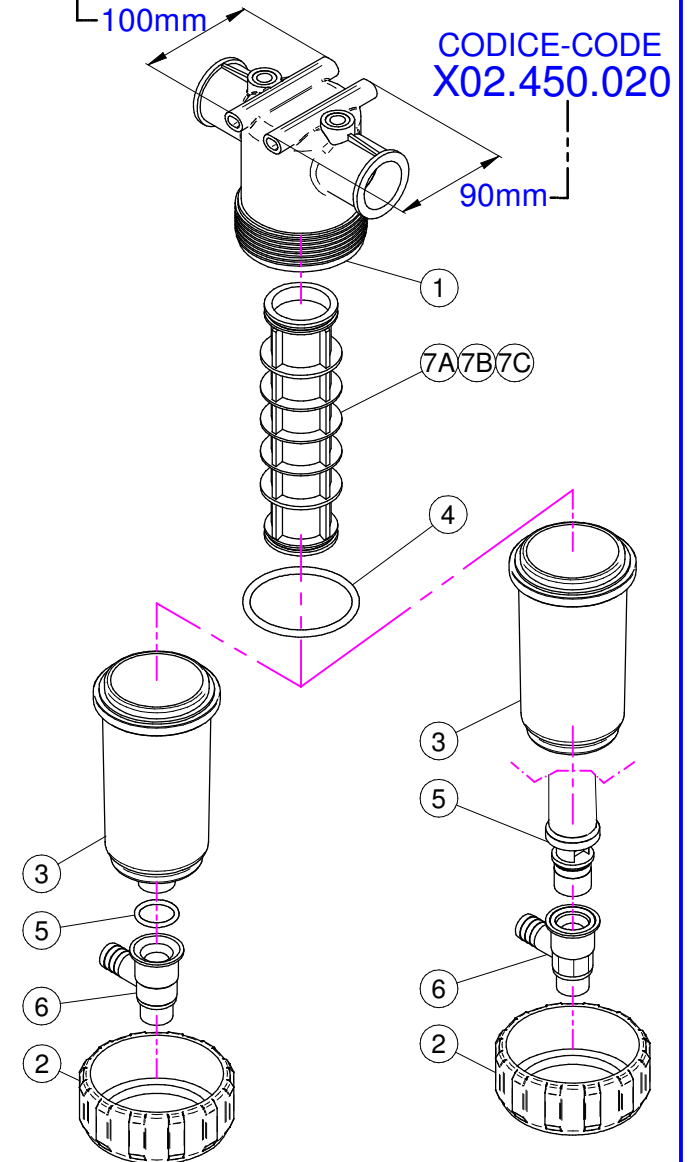
CODICE-CODE
X02.450.100



CODICE-CODE
X02.450.110



CODICE-CODE
X02.450.120



X02.450.100

| N° | Doc. Number | Titolo | Title | Q.tà | Note |
|----|--------------|--|---------------------------------------|------|------|
| 1 | X02.450.101 | CORPO FILTRO IN LINEA F. 1 1/4" | LINE FILTER BODY | 1 | |
| 2 | X02.450.003 | GHIERA FILTRO IN LINEA | RING NUT FILTER IN LINE | 1 | |
| 3 | X02.450.002 | COPERCHIO FILTRO | LID FILTER | 1 | |
| 4 | XOR.000.178 | OR D.74,63x5,33 | O-RING D.74,63x5,33 | 1 | |
| 5A | X02.450.004C | CARTUCCIA FILTRO CON OR 50 MESH (BLU) | CARTRIDGE WITH O-RING 50 MESH (BLUE) | 1 | |
| 5B | X02.450.204C | CARTUCCIA FILTRO CON OR 80 MESH (GRIGIO) | CARTRIDGE WITH O-RING 80 MESH (GREY) | 1 | |
| 5C | X02.450.104C | CARTUCCIA FILTRO CON OR 32 MESH (BIANCO) | CARTRIDGE WITH O-RING 32 MESH (WHITE) | 1 | |

X02.450.000

| N° | Doc. Number | Titolo | Title | Q.tà | Note |
|----|--------------|--|---------------------------------------|------|------|
| 1 | X02.450.001 | CORPO FILTRO IN LINEA F. 1 1/4" | LINE FILTER BODY | 1 | |
| 2 | X02.450.003 | GHIERA FILTRO IN LINEA | RING NUT FILTER IN LINE | 1 | |
| 3 | X02.450.002 | COPERCHIO FILTRO | LID FILTER | 1 | |
| 4 | XOR.000.178 | OR D.74,63x5,33 | O-RING D.74,63x5,33 | 1 | |
| 5A | X02.450.004C | CARTUCCIA FILTRO CON OR 50 MESH (BLU) | CARTRIDGE WITH O-RING 50 MESH (BLUE) | 1 | |
| 5B | X02.450.204C | CARTUCCIA FILTRO CON OR 80 MESH (GRIGIO) | CARTRIDGE WITH O-RING 80 MESH (GREY) | 1 | |
| 5C | X02.450.104C | CARTUCCIA FILTRO CON OR 32 MESH (BIANCO) | CARTRIDGE WITH O-RING 32 MESH (WHITE) | 1 | |

X02.450.110

| N° | Doc. Number | Titolo | Title | Q.tà | Note |
|----|--------------|--|---------------------------------------|------|------|
| 1 | X02.450.101 | CORPO FILTRO IN LINEA F. 1 1/4" | LINE FILTER BODY | 1 | |
| 2 | X02.450.003 | GHIERA FILTRO IN LINEA | RING NUT FILTER IN LINE | 1 | |
| 3 | X02.450.011 | COPERCHIO FILTRO CON SCARICO D.3/4" | LID FILTER WITH UNLOADING | 1 | |
| 4 | XOR.000.178 | OR D.74,63x5,33 | O-RING D.74,63x5,33 | 1 | |
| 5 | X02.182.000 | TAPPO 3/4" FEMMINA | FEMALE 3/4" CAP | 1 | |
| 6 | X02.030.010 | GUARNIZIONE TAPPO DISTRIBUTORE | GASKET | 1 | |
| 7A | X02.450.004C | CARTUCCIA FILTRO CON OR 50 MESH (BLU) | CARTRIDGE WITH O-RING 50 MESH (BLUE) | 1 | |
| 7B | X02.450.204C | CARTUCCIA FILTRO CON OR 80 MESH (GRIGIO) | CARTRIDGE WITH O-RING 80 MESH (GREY) | 1 | |
| 7C | X02.450.104C | CARTUCCIA FILTRO CON OR 32 MESH (BIANCO) | CARTRIDGE WITH O-RING 32 MESH (WHITE) | 1 | |

X02.450.010

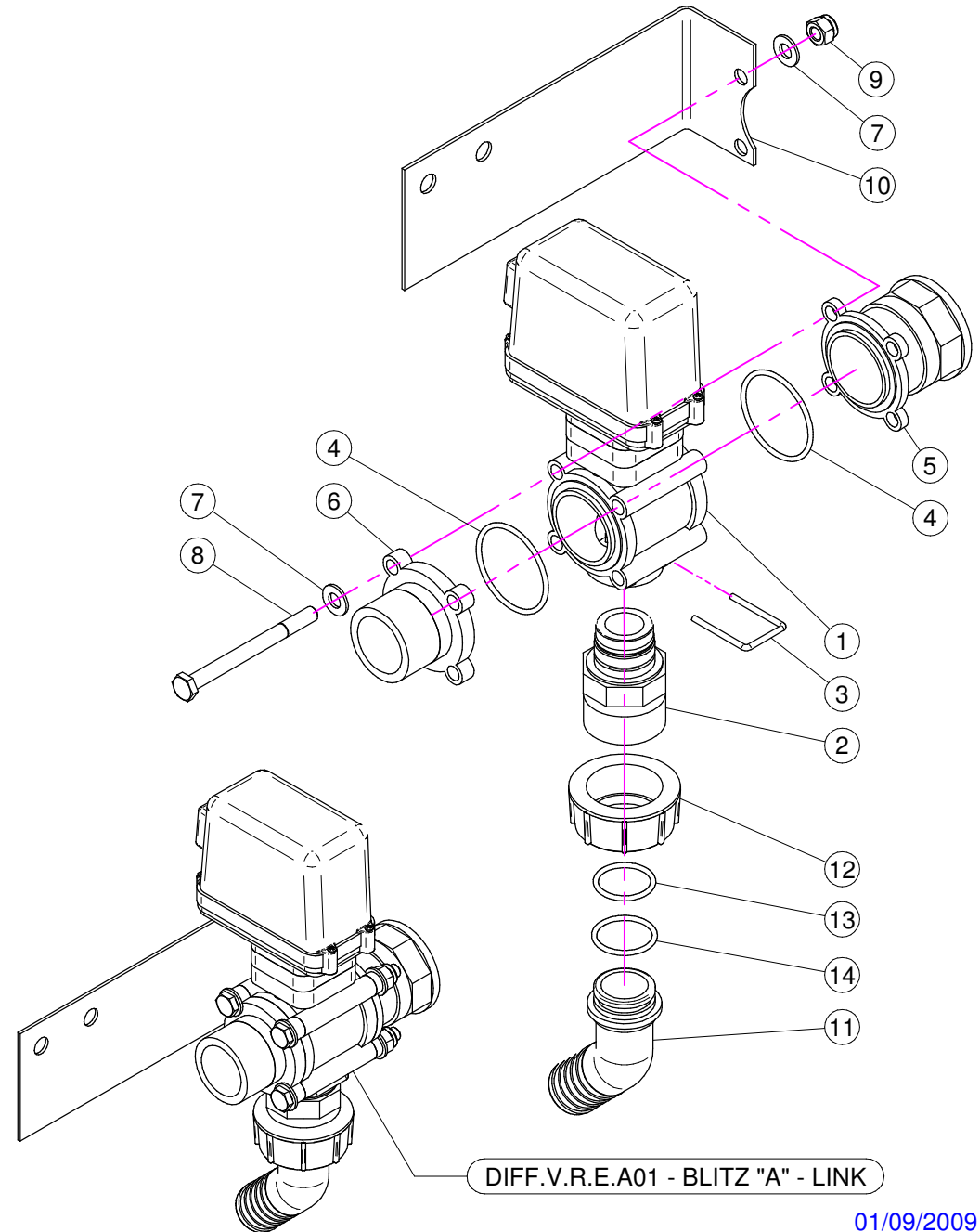
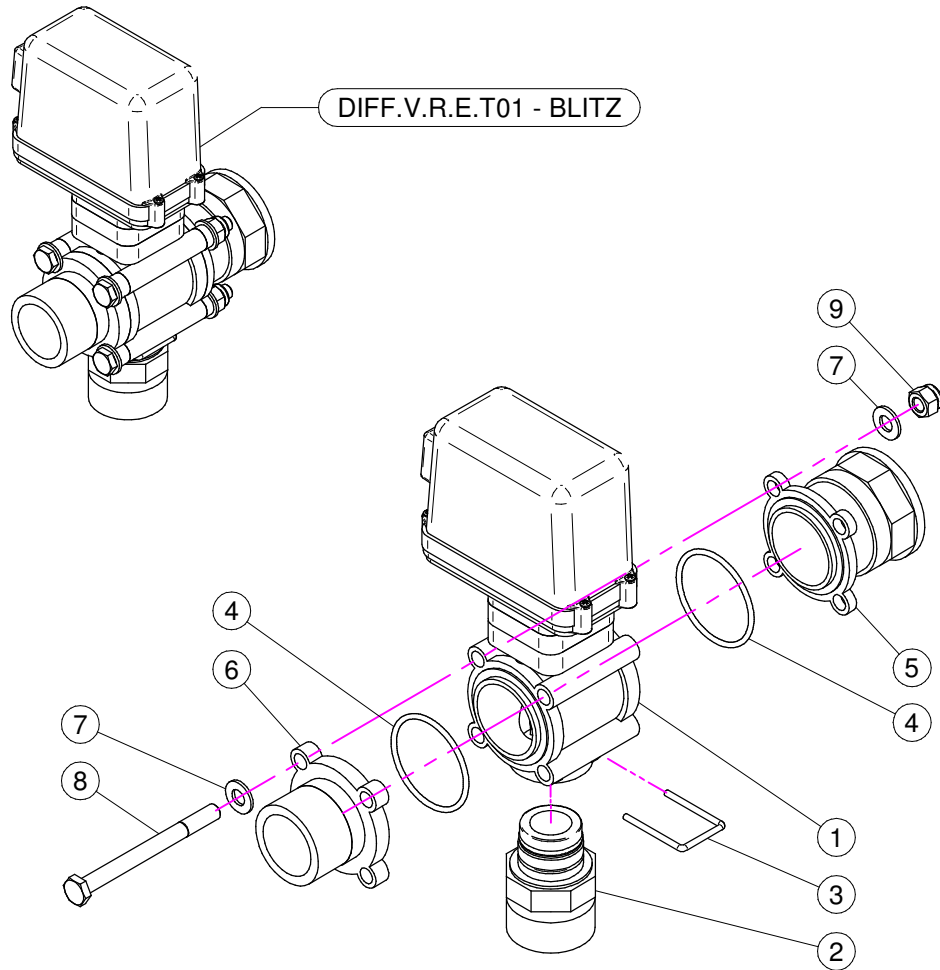
| N° | Doc. Number | Titolo | Title | Q.tà | Note |
|----|--------------|--|---------------------------------------|------|------|
| 1 | X02.450.001 | CORPO FILTRO IN LINEA F. 1 1/4" | LINE FILTER BODY | 1 | |
| 2 | X02.450.003 | GHIERA FILTRO IN LINEA | RING NUT FILTER IN LINE | 1 | |
| 3 | X02.450.011 | COPERCHIO FILTRO CON SCARICO D.3/4" | LID FILTER WITH UNLOADING | 1 | |
| 4 | XOR.000.178 | OR D.74,63x5,33 | O-RING D.74,63x5,33 | 1 | |
| 5 | X02.182.000 | TAPPO 3/4" FEMMINA | FEMALE 3/4" CAP | 1 | |
| 6 | X02.030.010 | GUARNIZIONE TAPPO DISTRIBUTORE | GASKET | 1 | |
| 7A | X02.450.004C | CARTUCCIA FILTRO CON OR 50 MESH (BLU) | CARTRIDGE WITH O-RING 50 MESH (BLUE) | 1 | |
| 7B | X02.450.204C | CARTUCCIA FILTRO CON OR 80 MESH (GRIGIO) | CARTRIDGE WITH O-RING 80 MESH (GREY) | 1 | |
| 7C | X02.450.104C | CARTUCCIA FILTRO CON OR 32 MESH (BIANCO) | CARTRIDGE WITH O-RING 32 MESH (WHITE) | 1 | |

X02.450.120

| N° | Doc. Number | Titolo | Title | Q.tà | Note |
|----|---------------|--|---------------------------------------|------|------|
| 1 | X02.450.101 | CORPO FILTRO IN LINEA F. 1 1/4" | LINE FILTER BODY | 1 | |
| 2 | X02.450.003 | GHIERA FILTRO IN LINEA | RING NUT FILTER IN LINE | 1 | |
| 3 | X02.450.011 | COPERCHIO FILTRO CON SCARICO D.3/4" | LID FILTER WITH UNLOADING | 1 | |
| 4 | XOR.000.178 | OR D.74,63x5,33 | O-RING D.74,63x5,33 | 1 | |
| 5 | XOR.000.134 | OR D.25,8x3,53 | O-RING D.25,8x3,53 | 1 | |
| 6 | X02.450.120.D | RUBINETTO AUTOPULENTE PER FILTRO | FAUCET FOR FILTER | 1 | |
| 7A | X02.450.004C | CARTUCCIA FILTRO CON OR 50 MESH (BLU) | CARTRIDGE WITH O-RING 50 MESH (BLUE) | 1 | |
| 7B | X02.450.204C | CARTUCCIA FILTRO CON OR 80 MESH (GRIGIO) | CARTRIDGE WITH O-RING 80 MESH (GREY) | 1 | |
| 7C | X02.450.104C | CARTUCCIA FILTRO CON OR 32 MESH (BIANCO) | CARTRIDGE WITH O-RING 32 MESH (WHITE) | 1 | |

X02.450.020

| N° | Doc. Number | Titolo | Title | Q.tà | Note |
|----|---------------|--|---------------------------------------|------|------|
| 1 | X02.450.001 | CORPO FILTRO IN LINEA F. 1 1/4" | LINE FILTER BODY | 1 | |
| 2 | X02.450.003 | GHIERA FILTRO IN LINEA | RING NUT FILTER IN LINE | 1 | |
| 3 | X02.450.020.A | COPERCHIO FILTRO IN LINEA 1" 1/4 | LINE FILTER LID 1" 1/4 | 1 | |
| 4 | XOR.000.178 | OR D.74,63x5,33 | O-RING D.74,63x5,33 | 1 | |
| 5 | X02.450.020.B | CORPO CENTRALE CON TAPPO 1" 1/4 | CENTRAL BODY WITH CAP 1" 1/4 | 1 | |
| 6 | X02.450.020.D | RUBINETTO AUTOPULENTE PER FILTRO | FAUCET FOR FILTER | 1 | |
| 7A | X02.450.004C | CARTUCCIA FILTRO CON OR 50 MESH (BLU) | CARTRIDGE WITH O-RING 50 MESH (BLUE) | 1 | |
| 7B | X02.450.204C | CARTUCCIA FILTRO CON OR 80 MESH (GRIGIO) | CARTRIDGE WITH O-RING 80 MESH (GREY) | 1 | |
| 7C | X02.450.104C | CARTUCCIA FILTRO CON OR 32 MESH (BIANCO) | CARTRIDGE WITH O-RING 32 MESH (WHITE) | 1 | |

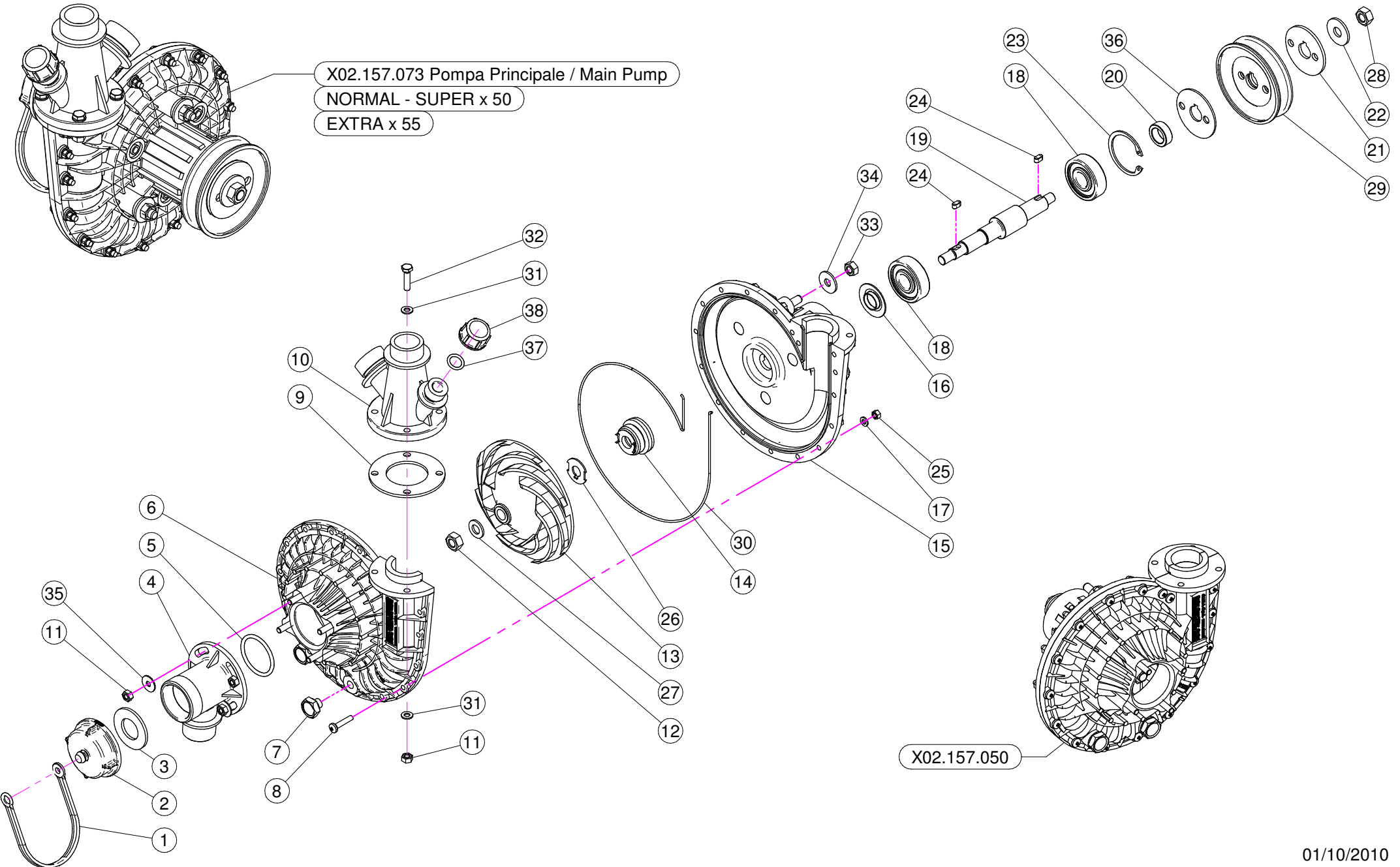


DIFF.V.R.E.T01
BLITZ


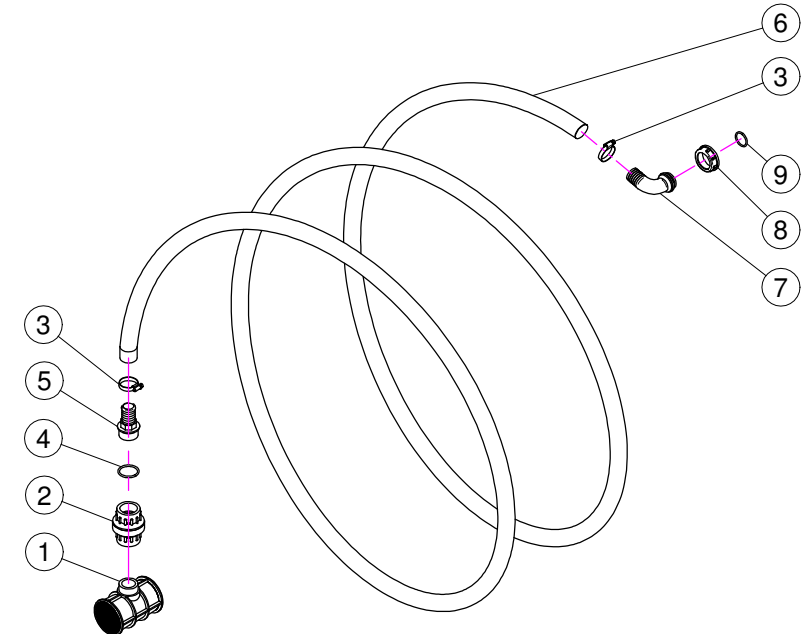



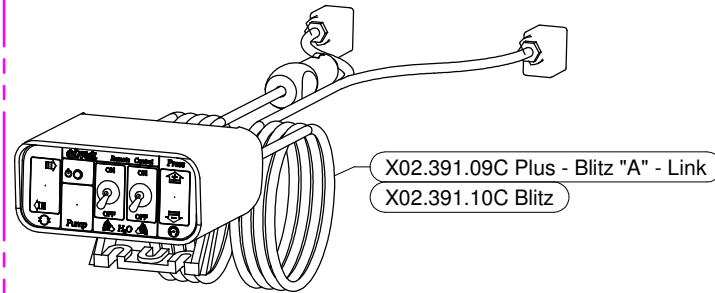
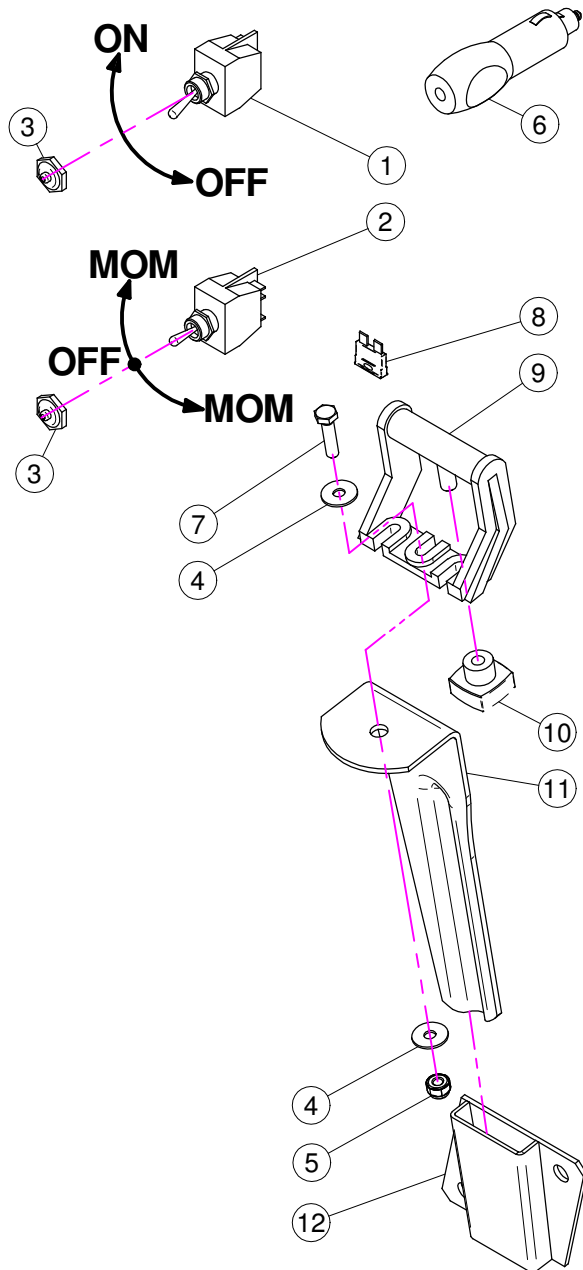
| N° | Doc. Number | Titolo | Title | Q.tà | Note |
|----|-------------|-----------------------------------|-----------------------------|------|------|
| 1 | X21.130.000 | VALVOLA MOTORIZZATA PROPORZIONALE | ELECTRIC PROPORTIONAL VALVE | 1 | |
| 2 | X21.131.000 | RIDUZIONE ATT.RAP. G 1" 1/4 | REDUCTION J. F. G 1" 1/4 | 1 | |
| 3 | X21.130.005 | FORCHETTA ATTACCO RAPIDO | FORK FASTNER JOINT | 1 | |
| 4 | XOR.003.181 | OR D. 45,69x50,93x2,62 | 45,69x50,93x2,62 O-RING | 2 | |
| 5 | X02.390.018 | RACCORDO FLANGIATO 1" GAS | CONNECTOR | 1 | |
| 6 | X02.390.017 | FLANGIA VALVOLE | VALVE FLANGE | 1 | |
| 7 | XRP.008.000 | RONDELLA PIANA D.8 | WASHER D.8 | 8 | |
| 8 | XTE.008.090 | VITE TE M8 x 90 | SCREW TE M8 x 90 | 4 | |
| 9 | XDA.008.0AG | DADO AUTOBLOCCANTE M8 | SELF LOCKING NUT M8 | 4 | |

DIFF.V.R.E.A01
BLITZ "A" - LINK

| N° | Doc. Number | Titolo | Title | Q.tà | Note |
|----|-------------|------------------------------------|-----------------------------|------|------|
| 1 | X21.130.000 | VALVOLA MOTORIZZATA PROPORZIONALE | ELECTRIC PROPORTIONAL VALVE | 1 | |
| 2 | X21.131.000 | RIDUZIONE ATT.RAP. G 1" 1/4 | REDUCTION J. F. G 1" 1/4 | 1 | |
| 3 | X21.130.005 | FORCHETTA ATTACCO RAPIDO | FORK FASTNER JOINT | 1 | |
| 4 | XOR.003.181 | OR D. 45,69x50,93x2,62 | 45,69x50,93x2,62 O-RING | 2 | |
| 5 | X02.390.018 | RACCORDO FLANGIATO 1" GAS | CONNECTOR | 1 | |
| 6 | X02.390.017 | FLANGIA VALVOLE | VALVE FLANGE | 1 | |
| 7 | XRP.008.000 | RONDELLA PIANA D.8 | WASHER D.8 | 8 | |
| 8 | XTE.008.090 | VITE TE M8 x 90 | SCREW TE M8 x 90 | 4 | |
| 9 | XDA.008.0AG | DADO AUTOBLOCCANTE M8 | SELF LOCKING NUT M8 | 4 | |
| 10 | X40.365.000 | STAFFA FISSAGGIO VALVOLA ELETTRICA | BRACKET FOR ELECTRIC VALVE | 1 | |
| 11 | X02.339.000 | RACCORDO CURVO A 45° CON P.G. D.30 | 45° HOSETAIL | 1 | |
| 12 | X00.058.006 | GIRELLO 1" 1/4 GAS | 1" 1/4 FLY NUT | 1 | |
| 13 | XOR.003.106 | OR D.26.65x2.62 | O-RING D.26.65x2.62 | 1 | |
| 14 | XOR.003.112 | OR D.28,24x2,62 | O-RING D.28,24x2,62 | 1 | |



| N° | Doc. Number | Titolo | Title | Qtà | Note |
|----|---------------|--------------------------------------|-------------------------------|-----|------|
| 1 | X21.183.000 | STRISCIA FERMATAPPI | CAP STOP | 1 | |
| 2 | X02.120.000 | TAPPO A FILETTO RAPIDO M47 x 5 | RAPID THREAD CAP | 1 | |
| 3 | X02.130.000 | GUARNIZIONE IN GOMMA DIAM. 24X46X3 | 24X46X3 RUBBER GASKET | 1 | |
| 4 | X02.116.000 | RACCORDO DI ASPIRAZIONE | SUCTION FITTING | 1 | |
| 5 | XOR.000.144 | OR D.39,69x3,53 | O-RING D.39,69x3,53 | 1 | |
| 6 | X02.152.010 | COPERCHIO POMPA CD 32 | HOUSING | 1 | |
| 7 | XTM.010.015 | TAPPO M10X1,5 | M10X1,5 CAP | 2 | |
| 8 | XTC.05.25.85 | VITE TESTA A CROCE 48 M5X25 | CROSS SLOTTED SCREW M5X25 | 17 | |
| 9 | X02.179.000 | GUARNIZIONE IN GOMMA | RUBBER GASKET | 1 | |
| 10 | X02.113.000 | RACCORDO DI MANDATA | DELIVERY FITTING | 1 | |
| 11 | XDOT.06.5587 | DADO OTTONE M6 | M6 BRASS NUT 5587 | 8 | |
| 12 | XDOT.10.5587 | DADO OTTONE M10 | M10 BRASS NUT | 1 | |
| 13 | X02.153.000 | GIRANTE POMPA CD 32 | CD 32 PUMP IMPELLER | 1 | |
| 14 | X00.085.024CS | TENUTA MECCANICA | MECHANICAL SEAL | 1 | |
| 15 | X02.151.010 | CORPO POMPA CD 32 | PUMP CASING | 1 | |
| 16 | X20.406.000 | COPERCHIETTO SPECIALE POMPA CD 32 | SPECIAL COVER FOR PUMP | 1 | |
| 17 | XRP.005.000 | RONDELLA PIANA D.5 | WASHER D.5 | 17 | |
| 18 | XK6.303.2RS | CUSCINETTO A SFERE | ROLLER BEARING | 2 | |
| 19 | X02.155.010 | ALBERO POMPA CD 32 INOX LUNGO | CD32 PUMP SHAFT | 1 | |
| 20 | X02.722.000 | DISTANZIALE POMPA | BUSH | 1 | |
| 21 | X02.723.001 | RONDELLA SPECIALE mm3 | SPECIAL WASHER mm3 | 1 | |
| 22 | XRP.010.030 | RONDELLA PIANA D.10 x 30 mm | WASHER D.10 x 30 mm | 1 | |
| 23 | XI0.047.000 | ANELLO ELASTICO INTERNO D.47 | INTERNAL D.47 CIRCLIP | 1 | |
| 24 | XL.05.05.10 | LINGUETTA 5X5X10 | 5X5X10 TANG | 2 | |
| 25 | XDOT.05.5587 | DADO OTTONE M5 (5587) | M5 BRASS NUT (5587) | 17 | |
| 26 | X02.114.000 | RONDELLA SPECIALE INOX | INOX SPECIAL WASHER | 1 | |
| 27 | XRP.010.001 | RONDELLA PIANA D.10 INOX | WASHER D.10 INOX | 1 | |
| 28 | XD0.10.5588G | DADO M 10 6S PG | M10 6S BIG LEAD NUT 5588 | 1 | |
| 29 | X02.723.002 | PULEGGIA COMANDO POMPA D.82,5 X 1 3V | PULLEY FOR PUMP D.82,5 X 1 3V | 1 | |
| 30 | XOR.C02.070 | CORDA OR D.2 L=700 | OR CORD D.2 L=700 | 1 | |
| 31 | XRP.006.000 | RONDELLA PIANA D. 6 | WASHER D.6 | 8 | |
| 32 | XTE.006.025T | VITE TE M6X25 | SCREW TE M6X25 | 4 | |
| 33 | XD0.08.5588G | DADO M8 6S PG | M8 6S BIG LEAD NUT 5588 | 3 | |
| 34 | XRP.008.024 | RONDELLA PIANA LARGA D.8X24 | WASHER D.8X24 | 3 | |
| 35 | XRP.006.018 | RONDELLA PIANA D. 6x18 | WASHER D.6x18 | 3 | |
| 36 | X02.723.005 | RONDELLA SPECIALE mm2 | SPECIAL WASHER mm2 | 1 | |
| 37 | XOR.000.117 | OR D. 13,1x18,34x2,62 | 13,1x18,34x2,62 O-RING GASKET | 1 | |
| 38 | XTF.012.000 | TAPPO F. DA 1/2" GAS | BLANK CAP 1/2" | 1 | |

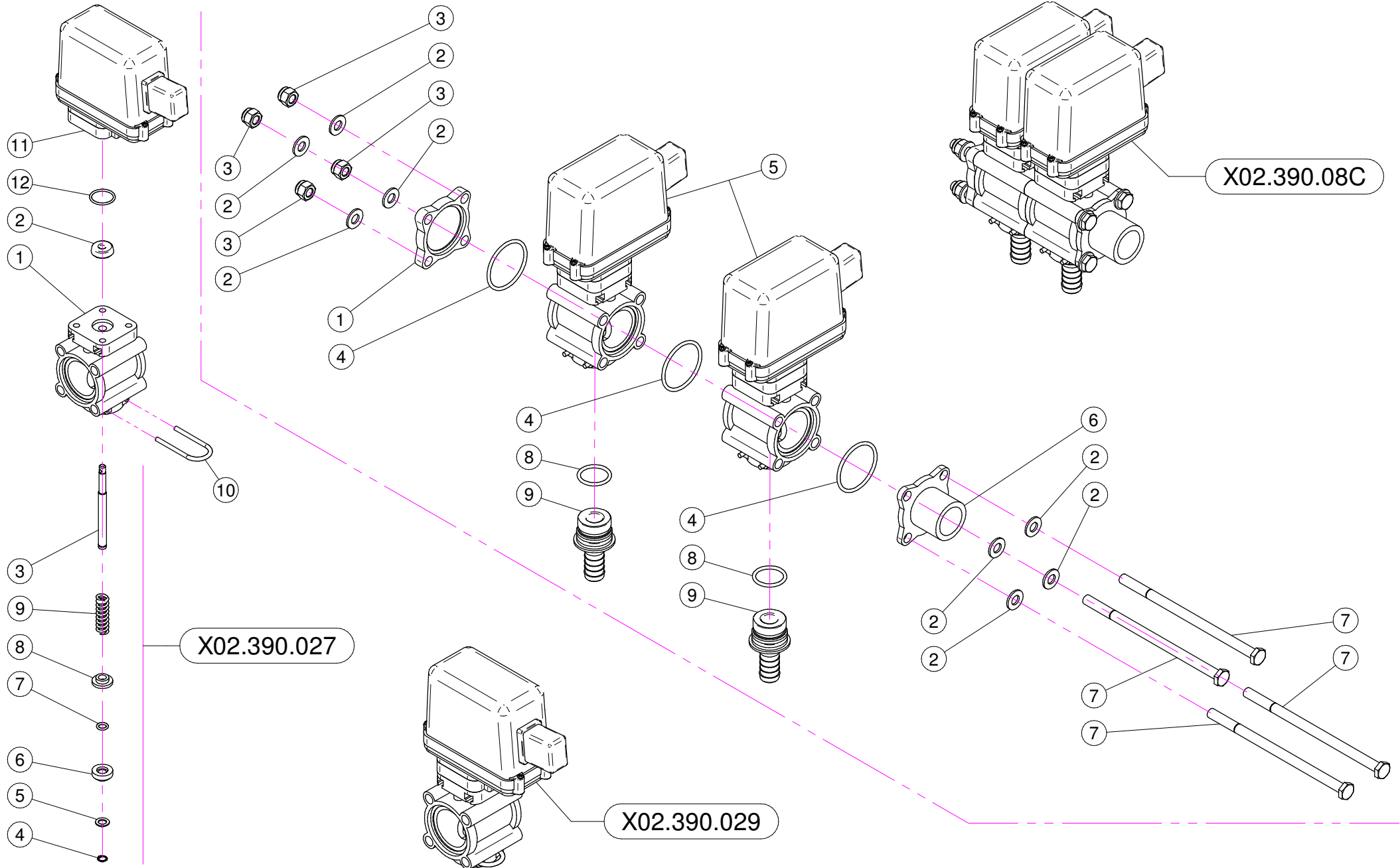


X02.391.09C / 10C / 14C / 15C / 22C

| N° | Doc. Number | Titolo | Title | Q.tà | Note |
|----|--------------|---------------------------------|----------------------------|------|------|
| 1 | X21.030.005 | DEVIATORE 2V 2P ON-OFF 10A | SWITCH 2V 2P ON-OFF 10A | 1 | |
| 2 | X21.030.006 | DEVIATORE MOM - 0 - MOM 10A | SWITCH MOM - 0 - MOM 10A | 1 | |
| 3 | X21.030.007 | CAPPUCCIO INTERRUTTORE D.12 | SWITCH CAP D.12 | 2 | |
| 4 | XRP.006.018 | RONDELLA PIANA D. 6x18 | WASHER D.6x18 | 2 | |
| 5 | XDA.006.0AG | DADO AUTOBLOCCANTE M6 ALTO PG | SELF-LOCKING NUT - HIGH M6 | 1 | |
| 6 | X21.030.008 | CONNETTORE DI ALIMENTAZIONE 12V | 12V POWER JACK | 1 | |
| 7 | XTE.006.025T | VITE TE M6X25 | SCREW TE M6X25 | 1 | |
| 8 | X21.030.004 | FUSIBILE - 10 Ah | 10 Ah FUSE | 1 | |
| 9 | X21.030.002 | STAFFA DI FISSAGGIO MOBILE | MOVING FIXING BRACKET | 1 | |
| 10 | X21.030.003 | POMELLO DI BLOCCAGGIO | FIXING KNOB | 1 | |
| 11 | X20.111.000 | STAFFA PORTA BAIONETTA | BRACKET | 1 | |
| 12 | X20.107.000 | SUPPORTO A BAIONETTA FEMMINA | FEMALE BAYONET SUPPORT | 1 | |

TUBAZ.RIEMP

| N° | Doc. Number | Titolo | Title | Q.tà | Note |
|----|--------------|---------------------------------------|---------------------------------|------|------|
| 1 | X00.611.000 | FILTRO A T PER TUBAZIONE RIEMPIMENTO | T FILTER | 1 | |
| 2 | X00.300.000 | VALVOLA DI FONDO F-F 1" 1/4 | FOOT VALVE F-F 1" 1/4 | 1 | |
| 3 | XF0.025.040I | FASCETTA A VITE 25/40 W4 INOX | STAINLESS STEEL CLIP | 2 | |
| 4 | XOR.000.144 | OR D.39,69x3,53 | O-RING D.39,69x3,53 | 1 | |
| 5 | X00.423.000 | RACCORDO DIRITTO PG 30 FIL.1" 1/4 GAS | MALE CONNECTOR RH 30 1" 1/4 GAS | 1 | |
| 6 | X02.238.450 | TUBO SPIRALATO D.30 L=4500 | SPIRAL HOSE D.30 L=4500 | 1 | |
| 7 | X00.481.000 | RACCORDO CURVO P.G. D.30 | D.30 HOSETAIL | 1 | |
| 8 | X02.165.000 | GIRELLO A FILETTO RAPIDO | RAPID THREAD FLY NUT | 1 | |
| 9 | XOR.000.508 | OR D.30 x 3 | 30 x 3 O-RING GASKET | 1 | |

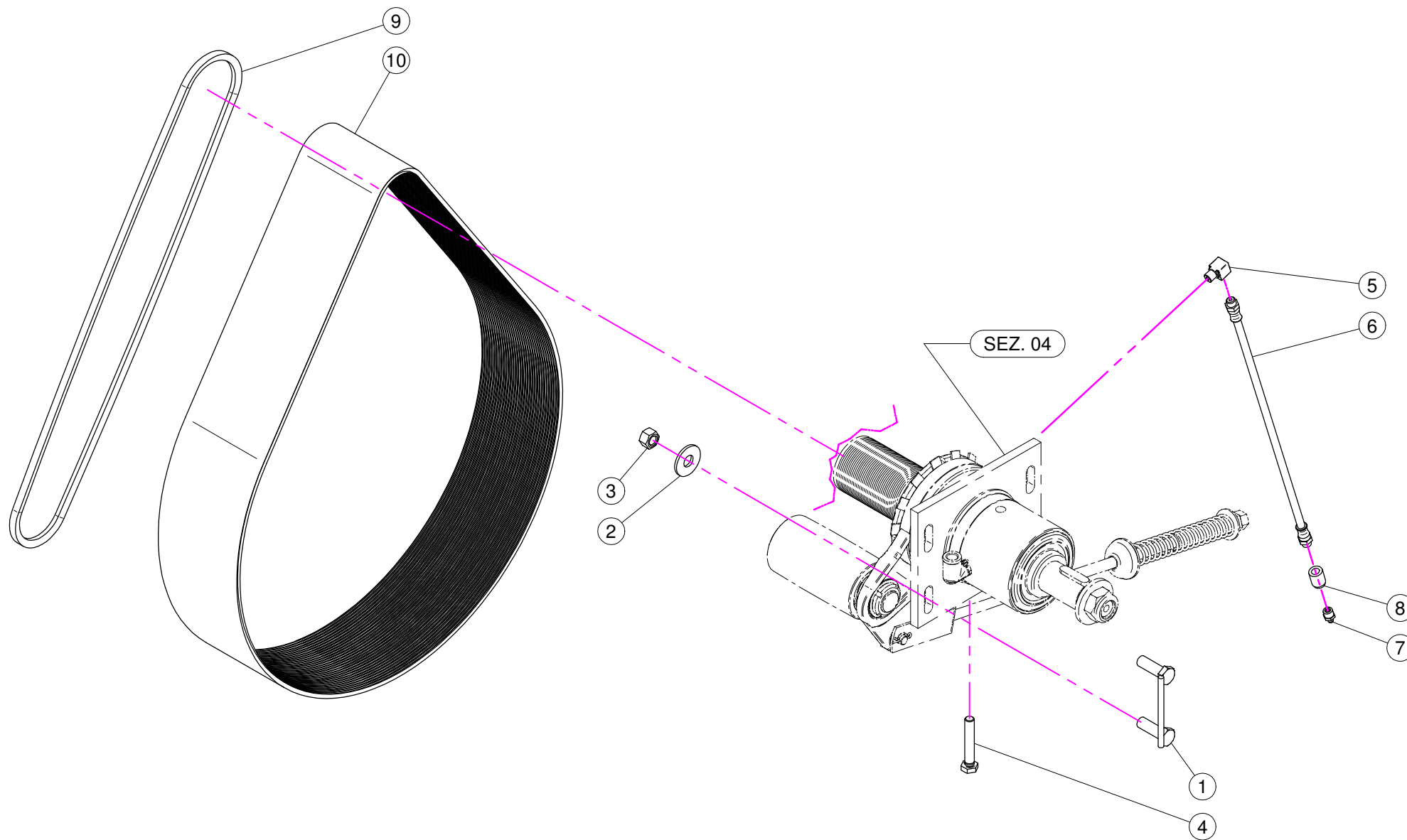


X02.390.029

| N° | Doc. Number | Titolo | Title | Q.tà | Note |
|----|-------------|----------------------------------|---------------------------|------|------|
| 1 | X02.390.007 | CORPO VALVOLA | VALVE BODY | 1 | |
| 2 | X02.390.008 | GUARNIZIONE D.6x17x6 VITON | GASKET | 1 | |
| 3 | X02.390.020 | PERNO VALVOLA MANUALE INOX | PIN | 1 | |
| 4 | X02.390.013 | ANELLO ARRESTO | STOP RING | 1 | |
| 5 | X02.390.014 | RONDELLA PIANA 7,2 x 12 INOX | WASHER 7,2 x 12 INOX | 1 | |
| 6 | X02.390.015 | PIATTELLO INFERIORE VALVOLA | LOWER PIATTELLO VALVE | 1 | |
| 7 | X02.390.016 | OR 6,7 x 1,78 | O RING | 1 | |
| 8 | X02.390.009 | PIATTELLO SUPERIORE VALVOLE | SUPERIOR PIATTELLO VALVES | 1 | |
| 9 | X02.390.011 | MOLLA DI RITEGNO | SPRING | 1 | |
| 10 | X21.130.005 | FORCHETTA PER RUB. MAN. SEMP. PR | FORK | 1 | |
| 11 | X02.390.028 | ELETTRIVALVOLA COMPLETA ARAG BLU | SOLENOID VALVE | 1 | |
| 12 | XOR.002.075 | OR D.18.77 X 1.78 | D.18.77 X 1.78 O-RING | 1 | |

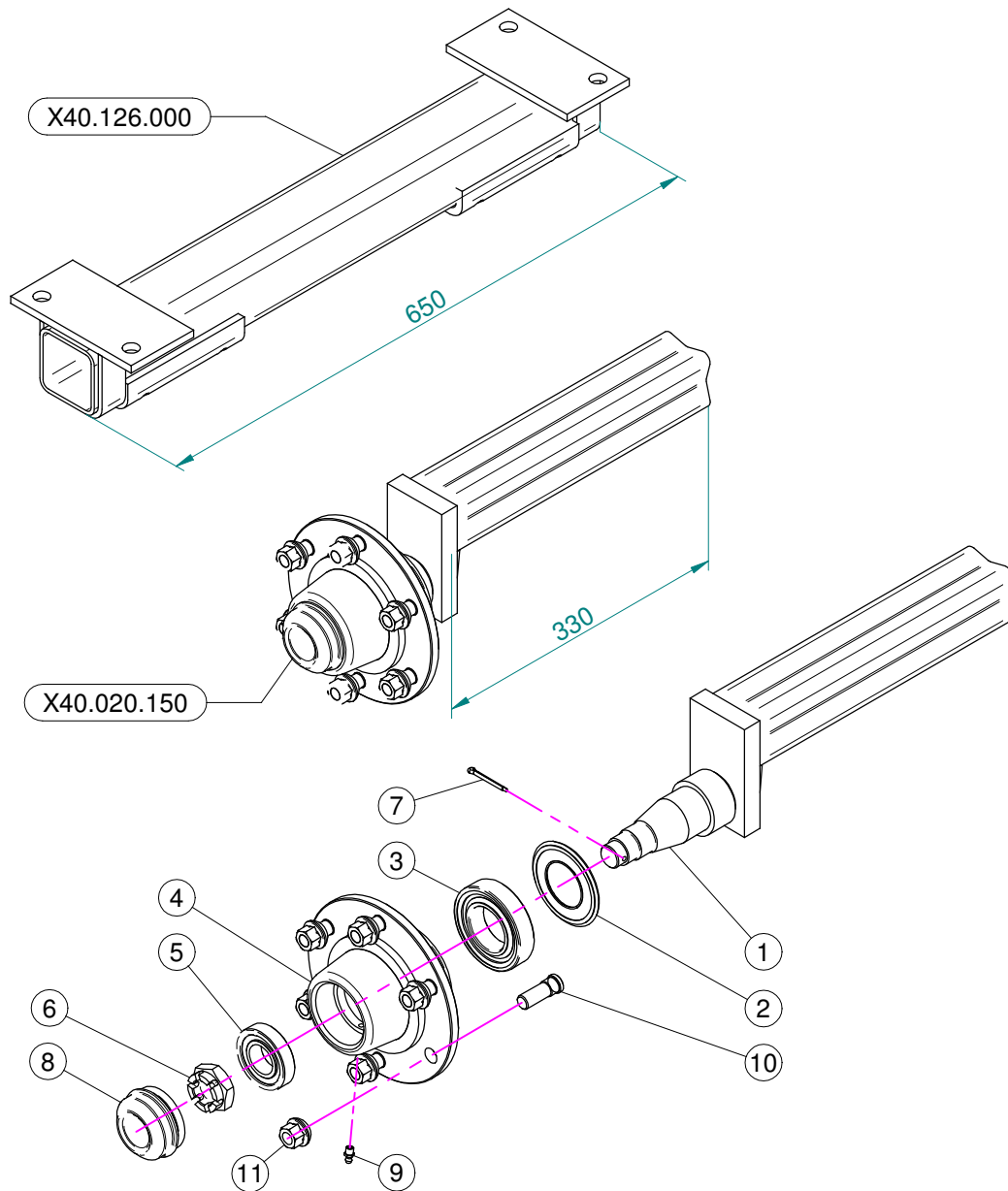
X02.390.08C

| N° | Doc. Number | Titolo | Title | Q.tà | Note |
|----|-------------|-------------------------------------|----------------------------|------|------|
| 1 | X02.390.017 | FLANGIA VALVOLE | VALVE FLANGE | 1 | |
| 2 | XRP.008.000 | RONDELLA PIANA D.8 | WASHER D.8 | 8 | |
| 3 | XDA.008.0AG | DADO AUTOBLOCCANTE M8 | SELF LOCKING NUT M8 | 4 | |
| 4 | XOR.003.156 | OR D.39,34x2,62 | O-RING GASKET 39,34x2,62 | 3 | |
| 5 | X02.390.029 | ELETTRIVALVOLA COMPLETA ARAG BLU | SOLENOID VALVE | 2 | |
| 6 | X02.390.018 | RACCORDO FLANGIATO 1" GAS | CONNECTOR | 1 | |
| 7 | XTE.008.150 | VITE TE M8x150 | SCREW TE M8 x 150 | 4 | |
| 8 | XOR.000.130 | OR D.22,22 x 2,62 | 22,22 x 2,62 O-RING GASKET | 2 | |
| 9 | X02.406.000 | PORTAGOMMA D.16 ATT.RAP. PER ELETT. | HOSETAIL D.16 | 2 | |

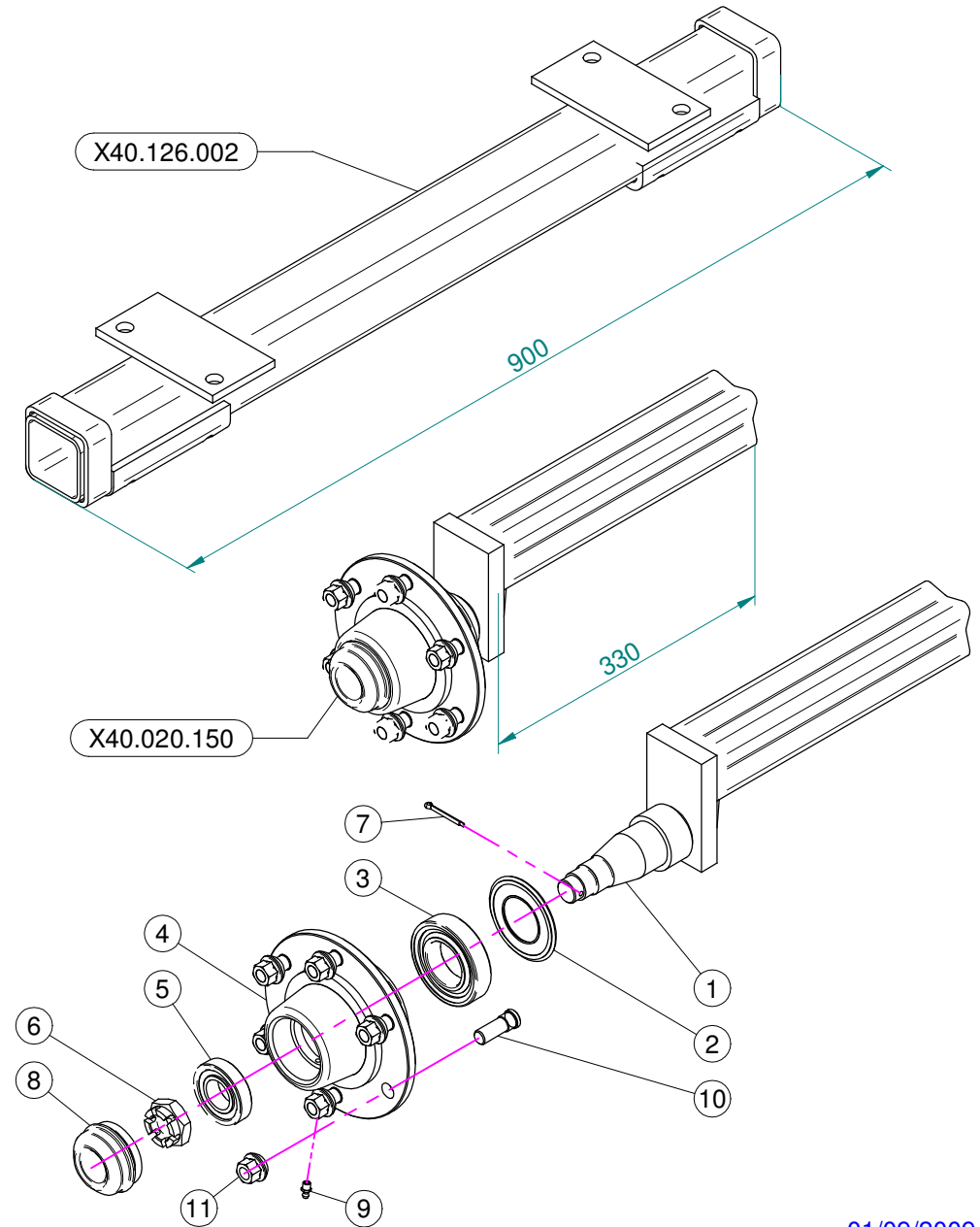


| N° | Doc. Number | Titolo | Title | Q.tà | Note |
|----|--------------|--|----------------------------------|-------|------|
| 1 | X02.945.000 | CAVALLOTTO POSTERIORE SUPPORTO VENTILATORE | BACK COVER BRACKET | 2 | |
| 2 | XRP.012.036 | RONDELLA PIANA D12 X 36 | WASHER D12 X 36 | 4 | |
| 3 | XD0.12.5587G | DADO M12 PG 5587 | M12 NUT | 4 | |
| 4 | XTE.010.060T | VITE TE M10 x 60 | SCREW TE M10 x 60 | 1 | |
| 5 | X02.736.000 | RACCORDO INGRASSAGGIO 90 G. M10 X1 | 90 G. M10 X1 FITTING | 1 | |
| 6 | X02.738.040 | PROLUNGA FLESSIBILE M10 x 1 L= 400 | GREASER EXTENSION M10 x 1 L= 400 | 1 | |
| 7 | XID.010.001 | INGRASSATORE DIRITTO M10X1 | GREASE NIPPLE | 1 | |
| 8 | X02.737.000 | BOCCOLA PER INGRASSATORE | ACCESSORI | 1 | |
| 9 | XC0.500.03V | CINGHIA TRAPEZOIDALE | V - BELT | 1-(2) | |
| 10 | XC0.690.J50 | CINGHIA POLY-V | POLY-V BELT | 1 | |

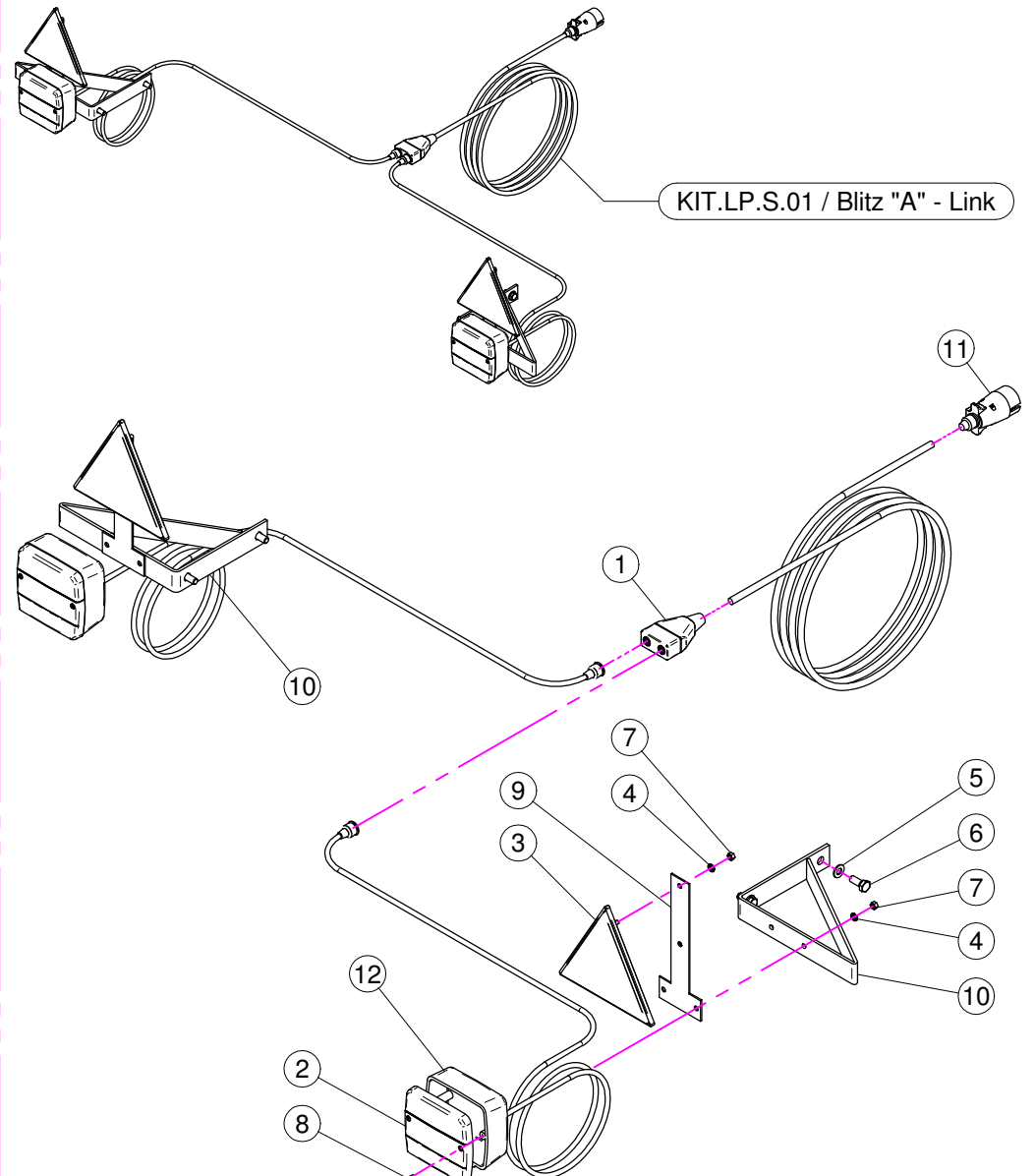
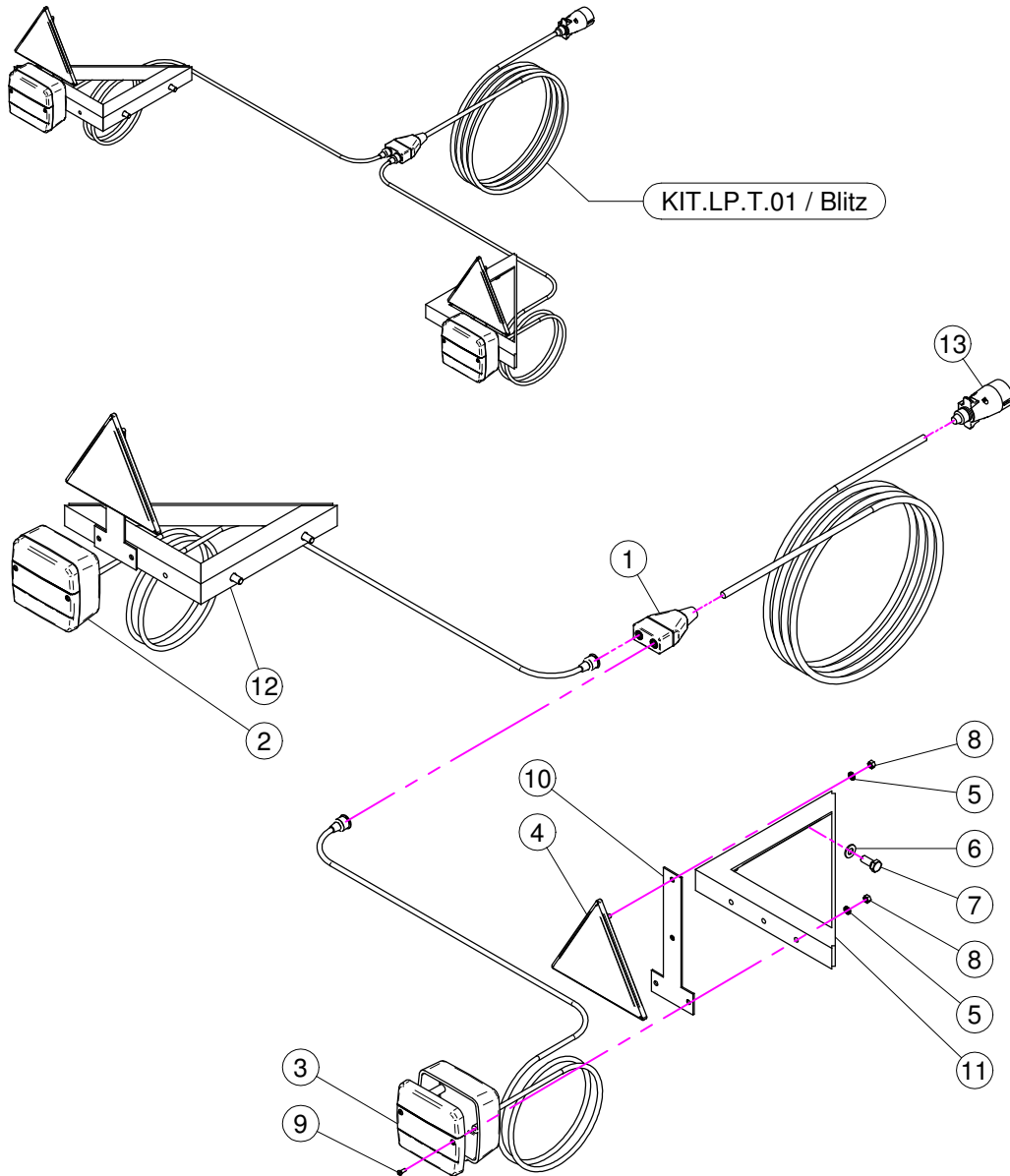
DI SERIE / STANDARD



A RICHIESTA / OPTIONAL



| N° | Doc. Number | Titolo | Title | Q.tà | Note |
|----|---------------|---|-------------------------|------|------|
| 1 | X40.020.151 | SEMIASSE A 6 COLONNETTE NON FORNITO | AXLE SHAFT NOT SUPPLYED | 1 | N.D. |
| 2 | X20.258.000 | PARA-OLIO 45x85 IN GOMMA | OIL COVER | 1 | |
| 3 | XK0.030.209 | CUSCINETTO A UNA CORONA DI RULLI CONICI | BEARING | 1 | |
| 4 | X05.903.001 | MOZZI A 6 FORI GEARMORE | SIX HOLES FLANGE | 1 | N.D. |
| 5 | XK0.030.206 | CUSCINETTO A UNA CORONA DI RULLI CONICI | BEARING | 1 | |
| 6 | XDI.027.5594F | DADO ESAGONALE A 6 INTAGLI | SIX CASTLE NUT M27 | 1 | |
| 7 | X20.259.000 | COPIGLIA D.4 L=45 PER MOZZI | SPLIT PIN | 1 | |
| 8 | X04.062.001 | COPERCHIETTO DI CHIUSURA | COVER | 1 | |
| 9 | XID.006.001 | INGRASSATORE DIRITTO M6 | GREASER | 1 | |
| 10 | X05.911.001 | COLONNETTA PER SEMIASSE M14x1.5 | STUD | 6 | |
| 11 | X05.911.000 | DADO PER COLONNETTA M14x1.5 | SPECIAL NUT | 6 | |



KIT.LP.T.01 (BLITZ)

| N° | Doc. Number | Titolo | Title | Q.tà | Note |
|----|----------------|---------------------------------|----------------------------|------|------|
| 1 | X24.121.007 | SCATOLA BLOCCO DIRAMAZIONI | ELECTRIC BOX | 1 | |
| 2 | X24.121.002 | CORPO FANALE POSTERIORE 3F | BODY REAR LIGHT 3L | 1 | |
| 3 | X24.121.004 | CATADIOTTRO FANALE POSTERIORE | REAR LIGHT REFLECTOR | 2 | |
| 4 | X24.121.001 | CATADIOTTRO TRIANGOLARE | TRIANGULAR REFLECTOR | 2 | |
| 5 | XRD.005.000 | RONDELLA DENTELLATA D.5 | TAB WASHER D.5 | 8 | |
| 6 | XRP.008.000 | RONDELLA PIANA D.8 | WASHER D.8 | 4 | |
| 7 | XTE.008.020T | VITE TE 8x20 | SCREW TE 8x20 | 4 | |
| 8 | XD0.05.5587G | DADO M5 PG 5587 | M5 PG 5587 NUT | 8 | |
| 9 | XTA.03.5.09,5I | VITE AUTOFILETTANTE D.3,5 x 9,5 | SELF THREADING D.3,5 x 9,5 | 4 | |
| 10 | X40.341.000 | STAFFA | BRACKET | 2 | |
| 11 | X40.340.200 | STAFFA DX | BRACKET DX | 1 | |
| 12 | X40.340.100 | STAFFA SX | BRACKET SX | 1 | |
| 13 | X24.121.006 | SPINA | PLUG | 1 | |

KIT.LP.S.01 (BLITZ "A" - LINK)

| N° | Doc. Number | Titolo | Title | Q.tà | Note |
|----|----------------|---------------------------------|----------------------------|------|------|
| 1 | X24.121.007 | SCATOLA BLOCCO DIRAMAZIONI | ELECTRIC BOX | 1 | |
| 2 | X24.121.004 | CATADIOTTRO FANALE POSTERIORE | REAR LIGHT REFLECTOR | 2 | |
| 3 | X24.121.001 | CATADIOTTRO TRIANGOLARE | TRIANGULAR REFLECTOR | 2 | |
| 4 | XRD.005.000 | RONDELLA DENTELLATA D.5 | TAB WASHER D.5 | 8 | |
| 5 | XRP.008.000 | RONDELLA PIANA D.8 | WASHER D.8 | 4 | |
| 6 | XTE.008.020T | VITE TE 8x20 | SCREW TE 8x20 | 4 | |
| 7 | XD0.05.5587G | DADO M5 PG 5587 | M5 PG 5587 NUT | 8 | |
| 8 | XTA.03.5.09,5I | VITE AUTOFILETTANTE D.3,5 x 9,5 | SELF THREADING D.3,5 x 9,5 | 4 | |
| 9 | X40.341.000 | STAFFA | BRACKET | 2 | |
| 10 | X40.340.000 | STAFFA | BRACKET | 2 | |
| 11 | X24.121.006 | SPINA | PLUG | 1 | |
| 12 | X24.121.002 | CORPO FANALE POSTERIORE 3F | BODY REAR LIGHT 3L | 1 | |